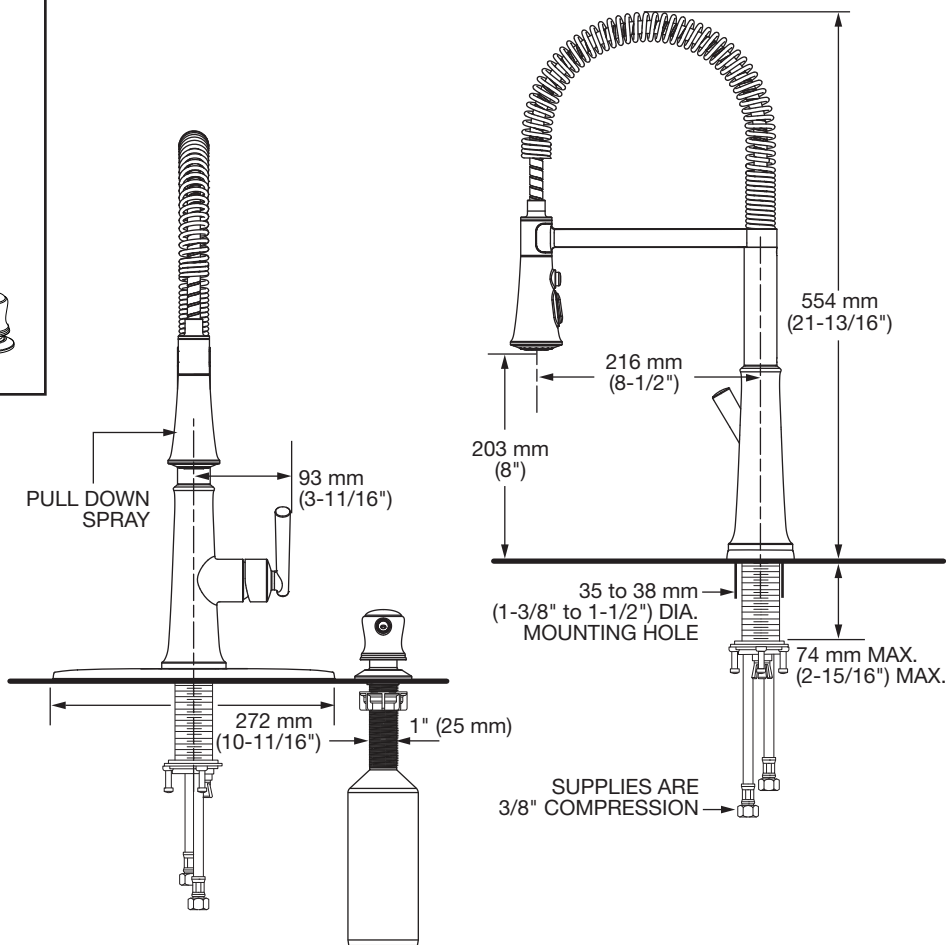


MODEL NUMBER:

❑ **7424351.075 1-Handle Semi-Pro Kitchen Faucet**
Stainless Steel finish.



GENERAL DESCRIPTION:

Culinary spring spout with metal reinforced hose featuring a pull-down 3-function spray head including stream, spray and pause and spray. Convenient and seamless docking. Metal body with ADA metal lever handle. Washerless 28 mm ceramic disc valve cartridge. Braided 35-1/2" flexible supply hoses with 3/8" compression connections. Metal mounting shank with metal fixation ring. Complete with two integral check valves. 1.8 gpm / 6.8 L/min. maximum flow rate. Fitting can be mounted with or without included deckplate. Includes color-matched soap dispenser.

PRODUCT FEATURES:

Multi function spray head:

One-touch stream or spray functions plus pause

Easy Clean Spray Nozzles:

Nozzle build-up easily wipes clean

Ceramic Disc Valve Cartridges:

Lifetime of drip-free performance

Metal Construction:

Built for durability and dependability

Optional Deckplate Included:

Fits 1, 2, 3 or 4 hole sinks or counters

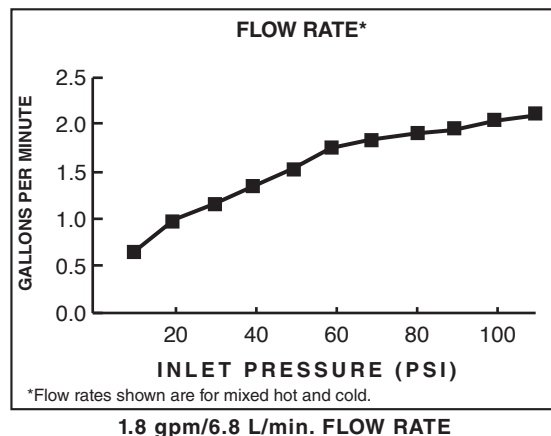
SUGGESTED SPECIFICATION

1-Handle Semi-Pro Kitchen Faucet shall feature a culinary spring swivel spout, metal reinforced hose, body and handle. Shall also feature washerless ceramic disc valve cartridge, and flexible supply hoses. Includes color-matched soap dispenser. Faucet shall be American Standard Model #7424351.075.


CODES AND STANDARDS

These products meet or exceed the following codes and standards:

ANSI A117.1
ASME A112.18.1
CSA B125.1
NSF 61/Section 9
NSF 372



Product Number	Description
7424351.075	1-Handle Semi-Pro Kitchen Faucet. Includes color-matched soap dispenser and deckplate (installation is optional). Stainless Steel finish.

 Meets the American Disabilities Act Guidelines
ANSI A117.1 Requirements for the physically challenged.