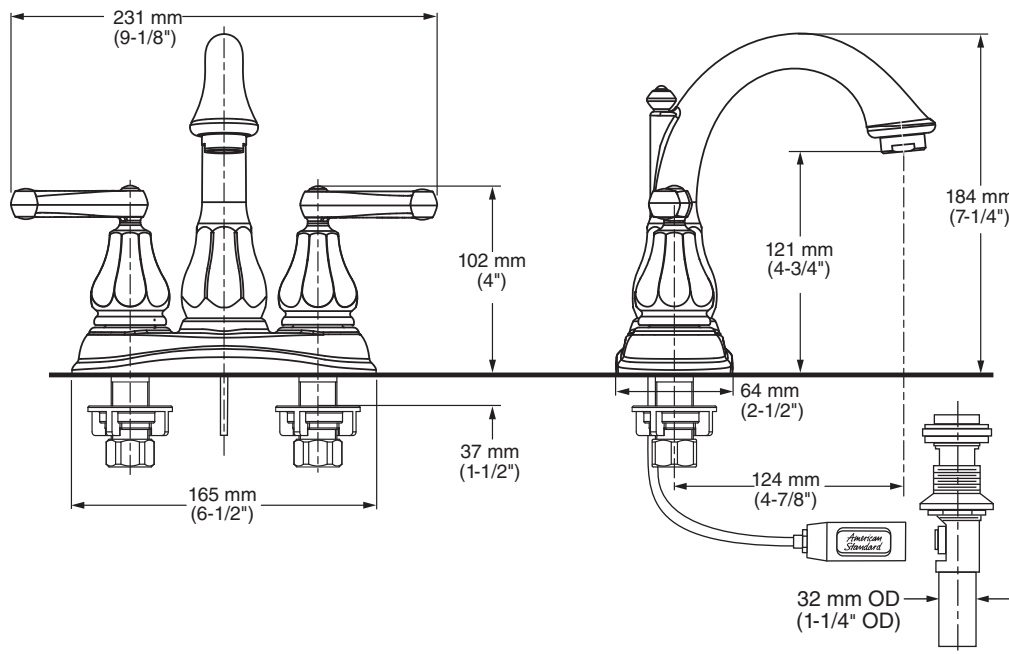




MODEL NUMBER:

❑ **6028.201 Dazzle Two-Handle Centerset**

Metal lever handles. Metal Speed Connect® pop-up drain.



GENERAL DESCRIPTION:

Durable cast brass spout and waterway with one-half inch male inlet shanks. 1/4 turn washerless ceramic disc valve cartridges. 20 inch (500 mm) long flexible stainless steeldrain cable is pre-assembled to faucet body. Metal SpeedConnect® drain body with 1-1/4 inch (32 mm) tail piece. 1.2 gpm/4.5 L/min. maximum flow rate.

PRODUCT FEATURES:

Cast Brass Spout and Waterway: Durable. Ideal for prolonged contact with water.

Ceramic Disc Valve Cartridge: Assures a lifetime of drip-free performance.

Exclusive Speed Connect Metal Drain:

- Fewer parts. Installs in less time.
- No adjustments required - seals the first time, every time.
- Flexible stainless steel cable - installs effortlessly in tight spaces.

Lead Free: Faucet contains ≤ 0.25% total lead content by weighted average.

Simple Installation: Fast and easy one person installation. Faucet drops in from top. Quick spin nuts secure faucet in place.

SUGGESTED SPECIFICATION

4" centerset lavatory faucet shall feature a cast brass spout and waterway with 1/2" male inlet shanks. Shall also feature 1/4 turn washerless ceramic disc valve cartridges. Shall also feature a metal drain body with stainless steel cable actuation. Fitting shall be American Standard Model # 6028.201._____.

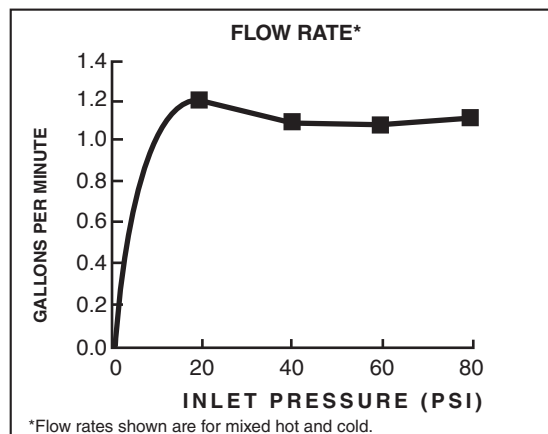



DAZZLE® TWO-HANDLE CENTERSET LAVATORY FAUCET

CODES AND STANDARDS

These products meet or exceed the following codes and standards:

ANSI A117.1
ASME A112.18.1
NSF 61/Section 9 and Annex G
CSA B125.1



Product Number	Description		Finish Options		
			Polished Chrome	Oil Rubbed Bronze	PVD Satin Nickel
			002	224	295
6028.201	Dazzle Two-Handle Centerset with metal Speed Connect® pop-up drain.Metal lever handles.				



Meets the American Disabilities Act Guidelines and **ANSI A117.1** Requirements for the physically challenged.

AERATOR MODIFICATIONS***	Parts Suffix**
0.5 gpm (1.9 Lpm) PCA* Spray	___F05
0.5 gpm (1.9 Lpm) Vandal Resistant PCA Spray	___V05
1.0 gpm (3.8 Lpm) PCA Aerator	___F10
1.0 gpm (3.8 Lpm) Vandal Resistant PCA Aerator	___V10
1.5 gpm (5.7 Lpm) Vandal Resistant PCA Aerator	___V15

*PCA — Pressure Compensating

To modify a product, add suffix after the 4th digit (ex. 2064F05**101.002)

***Modified product models are **NOT** WaterSense certified.