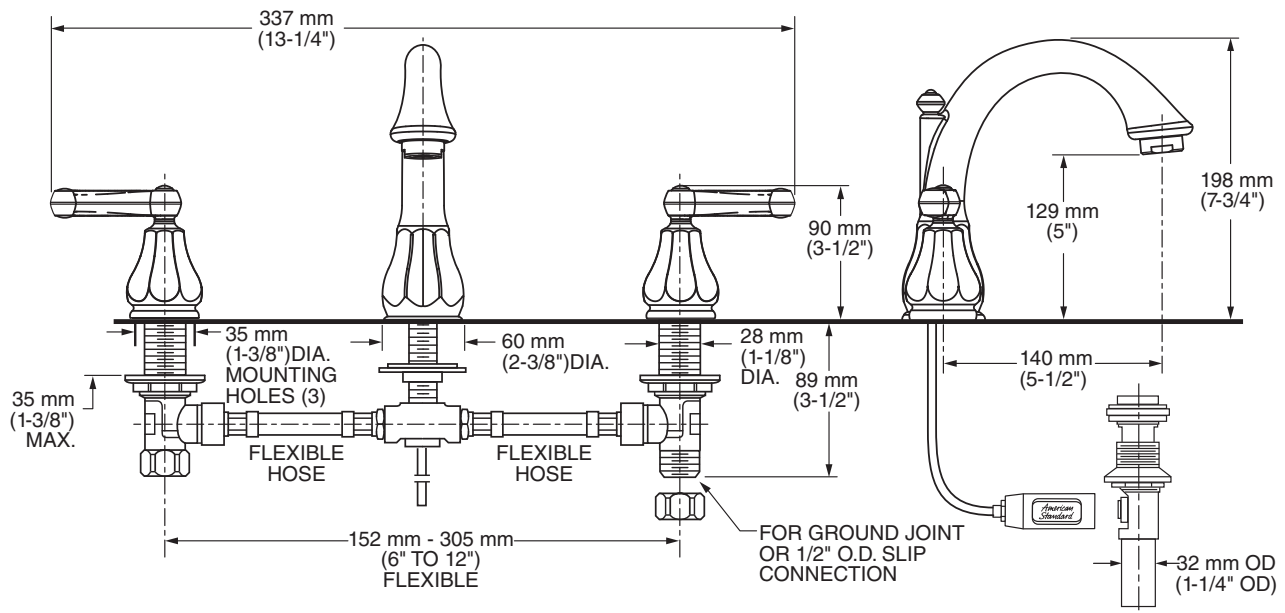


MODEL NUMBER:

- ❑ **6028.801 Dazzle Widespread Lavatory**
Metal lever handles. Metal Speed Connect® pop-up drain.



GENERAL DESCRIPTION:

Cast brass valve bodies with flexible hose connections for 6" to 12" (152 mm to 305 mm) installations. 1/4 turn washerless ceramic disc valve cartridges. Cast brass spout. One-half inch male inlet shanks with brass coupling nuts. 20" (500 mm) long flexible stainless steel drain cable is pre-assembled to faucet body. Metal Speed Connect® drain body with 1-1/4 inch (32 mm) tail piece. 1.2 gpm/4.5 L/min. maximum flow rate.

PRODUCT FEATURES:

Brass Construction: Durable. Ideal for prolonged contact with water. Provides the finest surface for application of colors and finishes.

Ceramic Disc Valve Cartridge: Assures a lifetime of drip-free performance.

Exclusive Speed Connect Metal Drain:

- Fewer parts. Installs in less time.
- No adjustments required - seals the first time, every time.
- Flexible stainless steel cable - installs effortlessly in tight spaces.

Lead Free: Faucet contains $\leq 0.25\%$ total lead content by weighted average.

SUGGESTED SPECIFICATION

Two-handle widespread lavatory faucet shall feature cast brass valve bodies with flexible hose connections for 6" to 12" installations. Shall also feature 1/4 turn washerless ceramic disc valve cartridges. Shall also feature a metal drain body with stainless steel cable actuation. Fitting shall be American Standard Model #6028.801._____.



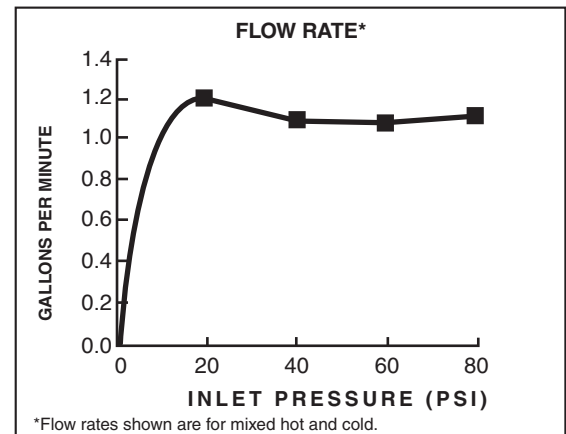
DAZZLE®


**TWO-HANDLE WIDESPREAD LAVATORY FAUCET
WITH BRASS SPOUT**

CODES AND STANDARDS

These products meet or exceed the following codes and standards:

ANSI A117.1
ASME A112.18.1
NSF 61/Section 9 and Annex G
CSA B125.1



Product Number	Description	Finish Options		
		Polished Chrome	Oil Rubbed Bronze	PVD Satin Nickel
		002	224	295
6028.801	Dazzle Widespread with metal Speed Connect® pop-up drain. Metal lever handles.			



Meets the American Disabilities Act Guidelines and **ANSI A117.1** Requirements for the physically challenged.

AERATOR MODIFICATIONS***	Parts Suffix**
0.5 gpm (1.9 Lpm) PCA* Spray	___F05
0.5 gpm (1.9 Lpm) Vandal Resistant PCA Spray	___V05
1.0 gpm (3.8 Lpm) PCA Aerator	___F10
1.0 gpm (3.8 Lpm) Vandal Resistant PCA Aerator	___V10
1.5 gpm (5.7 Lpm) Vandal Resistant PCA Aerator	___V15

*PCA — Pressure Compensating

To modify a product, add suffix after the 4th digit (ex. 2064F05**101.002)

***Modified product models are **NOT** WaterSense certified.