

20 663

ATRIO®

ATRIO 2-HANDLE WALL MOUNT FAUCET 1.2 GPM



GROHE SPA

STANDARD SPECIFICATION:

- GROHE StarLight®
- GROHE EcoJoy™
- 7 1/16" Spout reach
- Solid brass body
- Less handles – order (14 215) or (14 216) (sold separately)
- Nylon braided flex hoses
- CALGreen/CEC compliant
- 1.2gpm (WaterSense)
- Requires Vessel Rough-In Valve (33 885)
- Vessel sink pop-up drain (48 657) (sold separately)



PRODUCT FEATURES:





-  GROHE StarLight®
-  GROHE EcoJoy™

CERTIFICATIONS:



- WaterSense
- CEC Certified
- Low Lead Certified
- CALGreen Compliant
- Massachusetts Plumbing Board Approved
- Energy Policy Act of 1992
- NSF 61
- NSF 372
- CSA B125.1
- ASME A112.18.1
- Complies with lead plumbing laws

AVAILABLE FINISHES:

- 20663000**  GROHE StarLight® Chrome
- 206632430**  Matte Black
- 20663EN0**  Brushed Nickel InfinityFinish™
- 20663GN0**  Brushed Cool Sunrise

NOTE: Install this product according to the installation guide. ADA, CSA compliant when installed to the specific requirements of these regulations.

We reserve the right to make revisions without notice to product specifications. 04-26-2023

US
Tel: 1.630.582.7711 Fax: 1.630.582.7722
For the most current Specification Sheet,
go to www.grohe.us.

Canada
Tel: 1.888.644.7643 Fax: 1.905.366.2071
For the most current Specification Sheet,
go to www.grohe.ca.

PART OF LIXIL

