

# 14216

## ATRIO NEW

### LEVER HANDLES FOR BATHROOM SINK FAUCET (PAIR)










#### STANDARD SPECIFICATION:

- GROHE LongLife finish
- 1 Pair
- For use with bathroom sink faucets



#### AVAILABLE FINISHES:

- |           |   |                               |
|-----------|---|-------------------------------|
| 14216000  |  | GROHE StarLight Chrome        |
| 142162430 |  | Matte Black                   |
| 14216A00  |  | Hard Graphite                 |
| 14216AL0  |  | Brushed Hard Graphite         |
| 14216DL0  |  | Brushed Warm Sunset           |
| 14216EN0  |  | Brushed Nickel InfinityFinish |
| 14216GN0  |  | Brushed Cool Sunrise          |

#### CERTIFICATIONS:



- ADA
- CSA B125.1
- ASME A112.18.1

#### PRODUCT FEATURES:

NOTE: Install this product according to the installation guide. ADA, CSA compliant when installed to the specific requirements of these regulations.

We reserve the right to make revisions without notice to product specifications. 10-23-2025

**US**  
Tel: 1.630.582.7711 Fax: 1.630.582.7722  
For the most current Specification Sheet,  
go to [www.grohe.us](http://www.grohe.us).

**Canada**  
Tel: 1.888.644.7643 Fax: 1.905.366.2071  
For the most current Specification Sheet,  
go to [www.grohe.ca](http://www.grohe.ca).

PART OF **LIXIL**

14216

## **ATRIO NEW**

LEVER HANDLES FOR BATHROOM  
SINK FAUCET (PAIR)



GROHE SPA

### **TECHNICAL DATA:**

Product Height      60 mm

Product Length      30 mm

Product Width      75 mm