

24 350

ATRIO®

SINGLE HOLE SINGLE-HANDLE L-SIZE BATHROOM FAUCET 1.2 GPM



GROHE SPA

STANDARD SPECIFICATION:

- GROHE SilkMove®
- GROHE StarLight®
- GROHE EcoJoy™
- 11 7/8" Faucet height
- 6 9/16" Swivel spout reach
- 7 15/16" Aerator height
- Nylon braided flex hoses
- CALGreen/CEC compliant
- 1.2gpm (WaterSense)



PRODUCT FEATURES:




-  GROHE SilkMove®
-  GROHE StarLight®
-  GROHE EcoJoy™

CERTIFICATIONS:



- ADA
- WaterSense
- CEC Certified
- Low Lead Certified
- CALGreen Compliant
- Massachusetts Plumbing Board Approved
- Energy Policy Act of 1992
- NSF 61
- NSF 372
- CSA B125.1
- ASME A112.18.1
- Complies with lead plumbing laws

AVAILABLE FINISHES:

- 24350000  GROHE StarLight® Chrome
- 243502430  Matte Black
- 24350EN0  Brushed Nickel InfinityFinish™
- 24350GN0  Brushed Cool Sunrise

NOTE: Install this product according to the installation guide. ADA, CSA compliant when installed to the specific requirements of these regulations.

We reserve the right to make revisions without notice to product specifications. 04-26-2023

US
Tel: 1.630.582.7711 Fax: 1.630.582.7722
For the most current Specification Sheet,
go to www.grohe.us.

Canada
Tel: 1.888.644.7643 Fax: 1.905.366.2071
For the most current Specification Sheet,
go to www.grohe.ca.

PART OF LIXIL

24 350

ATRIO®

SINGLE HOLE SINGLE-HANDLE L-SIZE BATHROOM FAUCET 1.2 GPM



GROHE SPA

TECHNICAL DATA:

Product Height	302 mm
Product Length	203 mm
Product Width	140 mm
Fitting Spout Height	202 mm
Fitting Spout Reach	166 mm
Fitting Handle Height	85 mm
GPM (Min)-GPM (Max)	1.2 GPM
Fitting No of Holes Required	1

