

23 869

DEFINED™

SINGLE HOLE SINGLE-HANDLE DECK
MOUNT VESSEL SINK FAUCET 1.2 GPM

*Pure Freude
an Wasser*



STANDARD SPECIFICATION:

- GROHE StarLight®
- GROHE SilkMove®
- GROHE EcoJoy™
- 12 1/4" Faucet height
- 6 15/16" Spout reach
- 9 11/16" Aerator height
- Solid brass body
- Nylon braided flex hoses
- CALGreen compliant
- 1.2gpm (WaterSense)



PRODUCT FEATURES:




-  GROHE SilkMove®
-  GROHE StarLight®
-  GROHE EcoJoy™

CERTIFICATIONS:



- ADA
- WaterSense
- CEC Certified
- Low Lead Certified
- CALGreen Compliant
- Massachusetts Plumbing Board Approved
- Energy Policy Act of 1992
- NSF 61
- NSF 372
- CSA B125.1
- ASME A112.18.1
- Complies with lead plumbing laws

AVAILABLE FINISHES:

- 23869000**  GROHE StarLight® Chrome
- 238692430**  Matte Black
- 23869EN0**  Brushed Nickel InfinityFinish™

NOTE: Install this product according to the installation guide. ADA, CSA compliant when installed to the specific requirements of these regulations.

We reserve the right to make revisions without notice to product specifications. 04-04-2023

US
Tel: 1.630.582.7711 Fax: 1.630.582.7722
For the most current Specification Sheet,
go to www.grohe.us.

Canada
Tel: 1.888.644.7643 Fax: 1.905.366.2071
For the most current Specification Sheet,
go to www.grohe.ca.

PART OF LIXIL

23 869

DEFINED™

*Pure Freude
an Wasser*



SINGLE HOLE SINGLE-HANDLE DECK MOUNT VESSEL SINK FAUCET 1.2 GPM

TECHNICAL DATA:

Product Height	12.207 in
Product Length	8.086 in
Product Width	1.927 in
Fitting Spout Height	9-11/16 in
Fitting Spout Reach	6-59/64 in
Fitting Handle Height	12.228 in
GPM (Min)-GPM (Max)	1.2 gal (US)/min
Fitting No of Holes Required	1

