

13 399

**DEFINED™**

DIVERTER TUB SPOUT

Pure Freude  
an Wasser



**STANDARD SPECIFICATION:**

- GROHE StarLight® finish
- 6 13/16" spout reach
- Slip fit
- Wall mount



**PRODUCT FEATURES:**






**CERTIFICATIONS:**



- CEC Certified
- Low Lead Certified
- Massachusetts Plumbing Board Approved
- CSA B125.1
- ASME A112.18.1
- Complies with lead plumbing laws

**AVAILABLE FINISHES:**

- 13399000**  GROHE StarLight® Chrome
- 133992430**  Matte Black
- 13399EN0**  Brushed Nickel InfinityFinish™

NOTE: Install this product according to the installation guide. ADA, CSA compliant when installed to the specific requirements of these regulations.

We reserve the right to make revisions without notice to product specifications. 04-04-2023

**US**  
Tel: 1.630.582.7711 Fax: 1.630.582.7722  
For the most current Specification Sheet,  
go to [www.grohe.us](http://www.grohe.us).

**Canada**  
Tel: 1.888.644.7643 Fax: 1.905.366.2071  
For the most current Specification Sheet,  
go to [www.grohe.ca](http://www.grohe.ca).

**PART OF LIXIL**

13 399

**DEFINED™**

# DIVERTER TUB SPOUT

Pure Freude  
an Wasser



## TECHNICAL DATA:

Product Height	3.405 in
Product Length	7.877 in
Product Width	3.15 in
Fitting Spout Reach	6-13/16 in
Fitting No of Holes Required	1

