

13 402

DEFINED™

TUB SPOUT

Pure Freude
an Wasser



STANDARD SPECIFICATION:

- GROHE StarLight® finish
- 6 13/16" spout reach
- 1/2" NPT inlet
- Wall mount



PRODUCT FEATURES:






CERTIFICATIONS:



- Low Lead Certified
- Massachusetts Plumbing Board Approved
- CSA B125.1
- ASME A112.18.1
- Complies with lead plumbing laws

AVAILABLE FINISHES:

- 13402000**  GROHE StarLight® Chrome
- 134022430**  Matte Black
- 13402ENO**  Brushed Nickel InfinityFinish™

NOTE: Install this product according to the installation guide. ADA, CSA compliant when installed to the specific requirements of these regulations.

We reserve the right to make revisions without notice to product specifications. 04-04-2023

US
Tel: 1.630.582.7711 Fax: 1.630.582.7722
For the most current Specification Sheet,
go to www.grohe.us.

Canada
Tel: 1.888.644.7643 Fax: 1.905.366.2071
For the most current Specification Sheet,
go to www.grohe.ca.

PART OF **LIXIL**

13 402
DEFINED™
TUB SPOUT

Pure Freude
an Wasser



TECHNICAL DATA:

Product Height	3.15 in
Product Length	7.917 in
Product Width	3.15 in
Fitting Spout Height	3-1/8 in
Fitting Spout Reach	6-7/8 in
Fitting No of Holes Required	1

