

28418

UNIVERSAL

ADJUSTABLE SHOWER ARM MOUNT FOR HAND SHOWER








STANDARD SPECIFICATION:

- GROHE LongLife finish
- 1/2" NPT threads



AVAILABLE FINISHES:

- 28418000**  GROHE StarLight Chrome
- 284182430**  Matte Black
- 28418A00**  Hard Graphite
- 28418EN0**  Brushed Nickel InfinityFinish
- 28418GN0**  Brushed Cool Sunrise

CERTIFICATIONS:



- CSA B125.1
- ASME A112.18.1

PRODUCT FEATURES:

NOTE: Install this product according to the installation guide. ADA, CSA compliant when installed to the specific requirements of these regulations.

We reserve the right to make revisions without notice to product specifications. 10-29-2025

US
Tel: 1.630.582.7711 Fax: 1.630.582.7722
For the most current Specification Sheet,
go to www.grohe.us.

Canada
Tel: 1.888.644.7643 Fax: 1.905.366.2071
For the most current Specification Sheet,
go to www.grohe.ca.

PART OF **LIXIL**

28418

UNIVERSAL

ADJUSTABLE SHOWER ARM
MOUNT FOR HAND SHOWER



GROHE SPA

TECHNICAL DATA:

Product Height

Product Length 3-3/8 in

