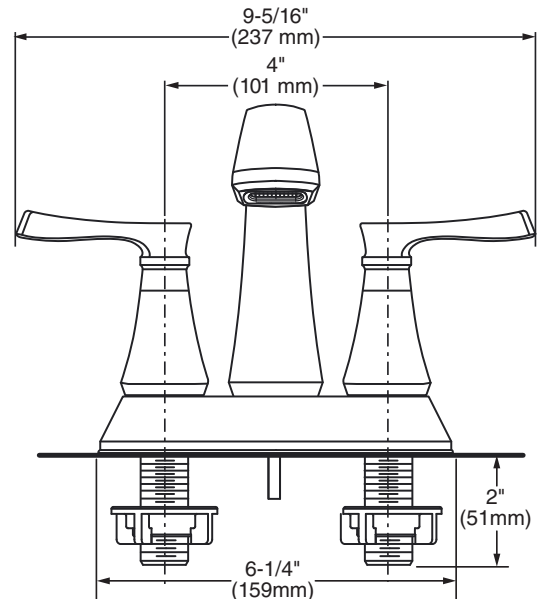
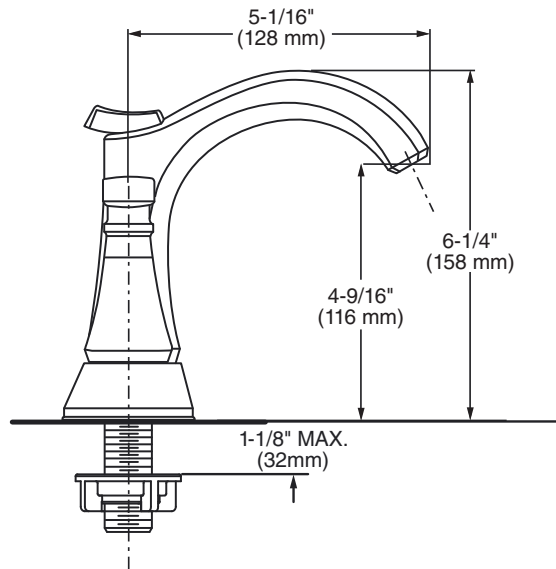




MODEL NUMBER:

☐ **7506201.002** Chrome finish.



For a Clean and Elegant Water Stream

INCLUDES LAMINAR FLOW

Reliable For Life



Easier Installation

SPEED CONNECT® DRAIN

Reliable For Life



Guaranteed Not To Leak

CERAMIC DISC VALVE

Reliable For Life



Effortless elegance, leading-edge style and thoughtful innovation combine to make American Standard faucets the perfect choice for those who are unwilling to sacrifice style for performance.

GENERAL DESCRIPTION:

Centerset lavatory faucet on 4" centers. 1/4 turn washerless ceramic disc valve cartridges. Durable non-metal water ways with one-half inch male inlet shanks. Metal body and metal lever handles. Speed Connect drain with 1-1/4 inch (32 mm) tail piece. 1.5 gpm/5.7 L/min. maximum flow rate.

PRODUCT FEATURES:

- Durable - Easy to clean.
- Ceramic Disc Valve Cartridges: Assures a lifetime of smooth handle operation and drip-free performance.
- Lead Free: Faucet contains ≤0.25% total lead content by weighted average.

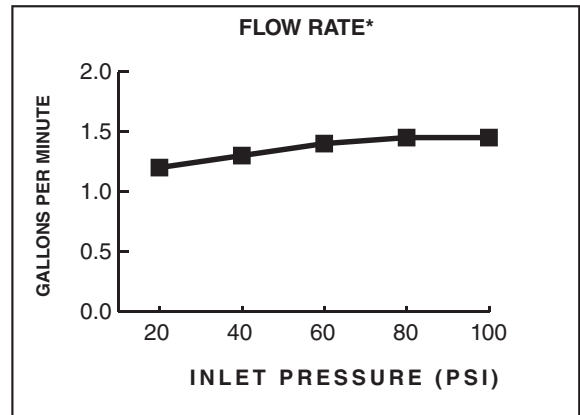
SUGGESTED SPECIFICATION:

Dual control centerset bath faucet shall feature metal spout and metal lever handles. Shall also feature 1/4 turn washerless ceramic disc valve cartridges. Shall also feature non-metal Speed Connect drain. Fitting shall be American Standard Model # 7506201.002.

CODES AND STANDARDS

These products meet or exceed the following codes and standards:

ANSI A117.1
ASME A112.18.1
CSA B125.1
NSF 61/Section 9
NSF 372



Product Number	Description
7506201.002	Centerset lavatory. Metal lever handles. Speed Connect drain. Chrome finish.



Meets the American Disabilities Act Guidelines
ANSI A117.1 Requirements for the
physically challenged.