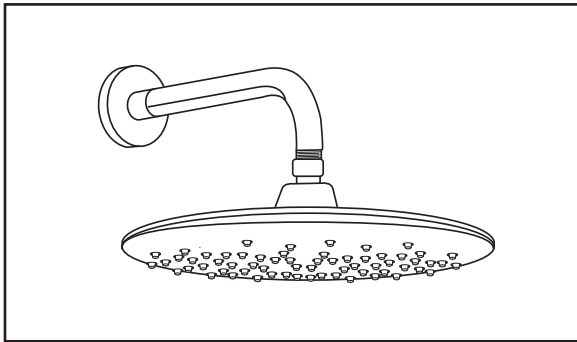
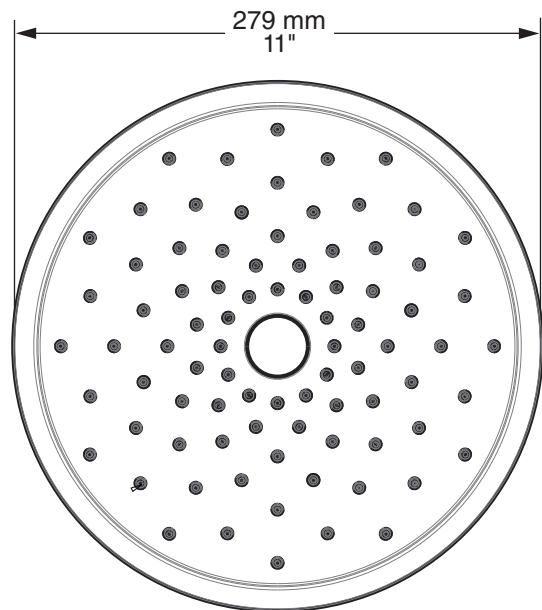
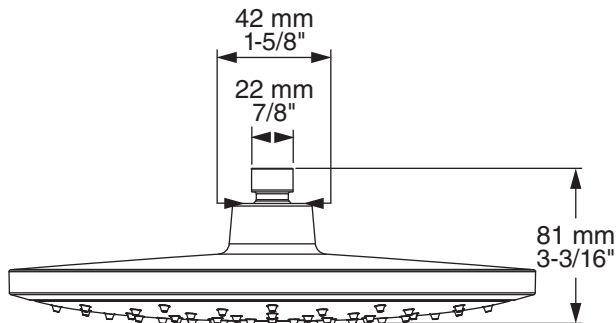


## 1-FUNCTION RAIN SHOWERHEAD



### MODEL NUMBER:

□ 1695001 - 11" Rain Showerhead



### GENERAL DESCRIPTION:

11" (280 mm) showerhead. Single function Drench spray. Includes pressure compensating flow control device. Brass ball joint. Easy clean spray nozzles. 1/2" NPT connection. 2.5 gpm/9.5 L/min. maximum flow rate.

**Shower Arm sold separately.**

### PRODUCT FEATURES:

**Drench Spray:** Gives the user a drenching shower similar to a rain downpour.

**Pressure Compensating Flow Control Device:** Provides consistent flow over a wide pressure range.

**Easy Clean Spray Nozzles:** Easily clean lime and calcium build up.

**Mounting:** Can be mounted with either a ceiling or wall mounted rain shower arm.

### SUGGESTED SPECIFICATION

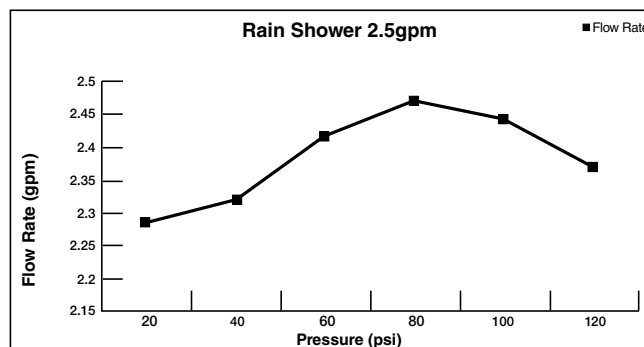
Showerhead shall have a Drench spray and brass ball joint. Showerhead shall have a pressure compensating control device. Fitting shall be American Standard Model # 1695001.\_\_\_\_.

# 1-FUNCTION RAIN SHOWERHEAD

## CODES AND STANDARDS

These products meet or exceed the following codes and standards:

**ASME A112.18.1**  
**CSA B125.1**



Product Number	Description
1695001	1 function 11" Rain showerhead.