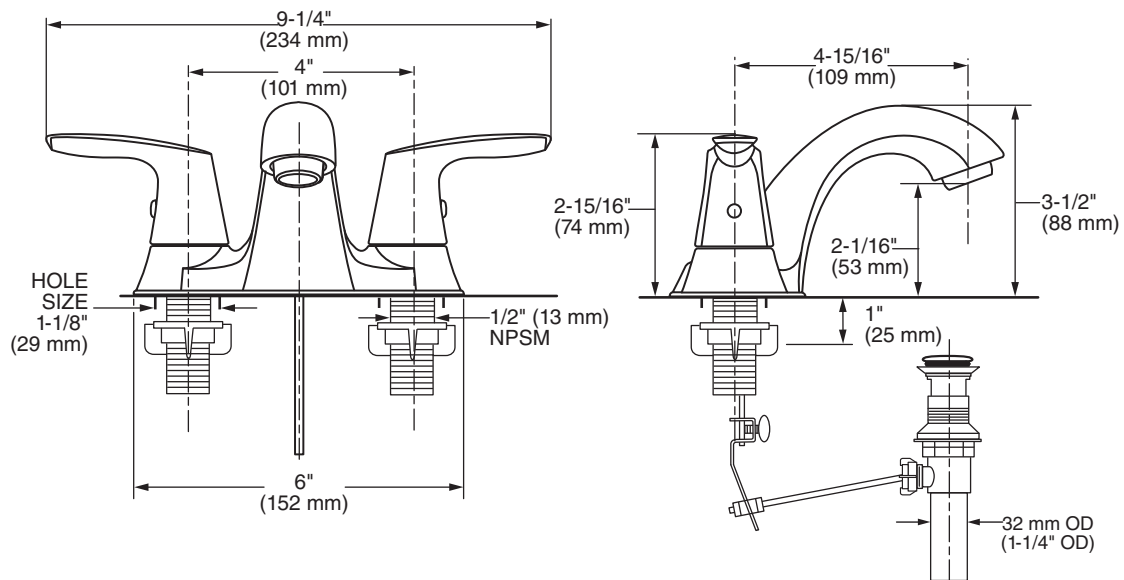




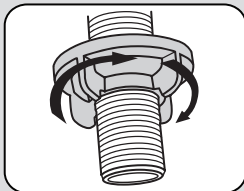
MODEL NUMBER:

- ❑ **7508201.002 Centerset Lavatory Faucet**
Pop-up drain. Lever handle.
Polished Chrome finish.
- ❑ **7508201.295 Centerset Lavatory Faucet**
Pop-up drain. Lever handle.
Brushed Nickel (PVD) finish.



GENERAL DESCRIPTION:

Centerset lavatory faucet on 4" centers. 1/4 turn washerless ceramic disc valve cartridges. Metal body. Metal lever handles. Pop-up drain body with 1-1/4 inch (32 mm) tail piece. 1.2 gpm/4.5 L/min. maximum flow rate.



Quick Spin™ Nuts:

- Hand tighten
- No tools required

PRODUCT FEATURES:

Simple Installation: Fast and easy one person installation. Faucet drops in from top. Quick Spin™ Nuts hand tighten.

Ceramic Disc Valve Cartridge: Assures a lifetime of drip-free performance.

Lead Free: Faucet contains ≤ 0.25% total lead content by weighted average.

SUGGESTED SPECIFICATION

Dual control 4" centerset lavatory faucet shall feature a metal spout with non-metal waterway. Shall also feature 1/4 turn washerless ceramic disc valve cartridges. Shall also feature a pop-up drain. Fitting shall be American Standard Model # 7508201.002. Model # 7508201.295.



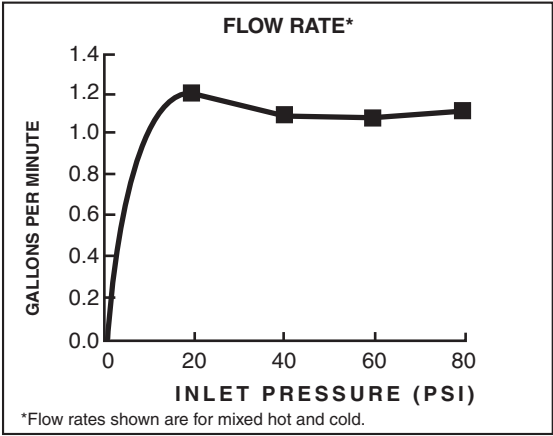
BEDMINSTER™

2-HANDLE 4" CENTERSET BATH FAUCET


CODES AND STANDARDS

These products meet or exceed the following codes and standards:

- ANSI A117.1
- ASME A112.18.1
- CSA B125
- NSF 61/Section 9
- NSF 372



Product Number	Description
7508201.002	Centerset lavatory. Lever handle. Pop-up drain. Quick Spin™ Nuts. Polished Chrome finish.
7508201.295	Centerset lavatory. Lever handle. Pop-up drain. Quick Spin Nuts. Brushed Nickel (PVD) finish.

Meets the American Disabilities Act Guidelines

ANSI A117.1 Requirements for the physically challenged.