
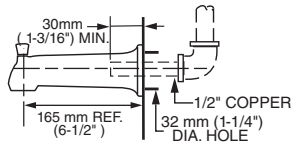
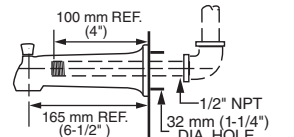

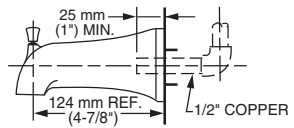

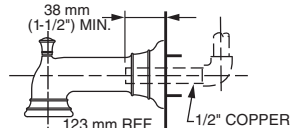

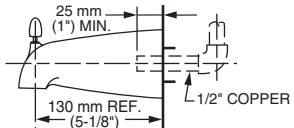

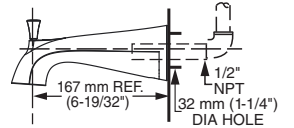



Model #	Description	Finishes	Roughing-In Dimensions
 <p>8888093 TOWNSEND® SLIP-ON DIVERTER TUB SPOUT</p> <ul style="list-style-type: none"> • For 1/2" copper pipe • 6-1/2" length to center of spout outlet 	<p>.002 Polished Chrome .295 Polished Nickel .278 Legacy Bronze .295 Satin Nickel .243 Matte Black GN0 Brushed Cool Sunrise</p>		
<p>8888098 TOWNSEND® DIVERTER TUB SPOUT</p> <ul style="list-style-type: none"> • For 1/2" IPS connection • 6-1/2" length to center of spout outlet 	<p>.002 Polished Chrome .295 Polished Nickel .278 Legacy Bronze .295 Satin Nickel</p>		
 <p>8888017 COPELAND® SLIP-ON BRASS DIVERTER TUB SPOUT</p> <ul style="list-style-type: none"> • For 1/2" copper pipe • Metal Construction • 4-7/8" length to center of stream straightener 	<p>.002 Polished Chrome .224 Oil Rubbed Bronze .295 Satin Nickel</p>		
 <p>8888094 QUENTIN™ SLIP-ON DIVERTER TUB SPOUT</p> <ul style="list-style-type: none"> • For 1/2" copper pipe • Metal Construction • 4-5/8" length to center of stream straightener 	<p>.002 Polished Chrome .224 Oil Rubbed Bronze .295 Satin Nickel</p>		
 <p>8888054 TROPIC® SLIP-ON DIVERTER TUB SPOUT</p> <ul style="list-style-type: none"> • For 1/2" copper pipe • Metal Construction • 5-1/8" length to center of stream straightener. 	<p>.002 Polished Chrome .295 Satin Nickel</p>		
 <p>8888009 FLUENT™ DIVERTER TUB SPOUT</p> <ul style="list-style-type: none"> • For 1/2" copper pipe • Metal Construction • 4-7/8" length to center of stream straightener 	<p>.002 Polished Chrome</p>		
 <p>8888022 DELUXE 5-1/8" BRASS DIVERTER TUB SPOUT</p> <ul style="list-style-type: none"> • 1/2" IPS Connection • All Brass Construction 	<p>.002 Polished Chrome</p>	