

10 249 6 ESSENCE

PRESSURE BALANCE VALVE TUB/ SHOWER BUNDLE

Pure Freude
an Wasser



STANDARD SPECIFICATION:

- Includes Essence Pressure Balance Trim with Cartridge (14 472)
- Includes Rainshower SmartActive Shower Head 3-Sprays (26 789)
- Includes Relexa Shower Arm (27412 or 274142430)
- Includes Concetto Diverter Tub Spout (13 275)
- Requires GrohSafe™ 3.0 Pressure Balance Rough Valve (35 110), (35 111), (35 112), (35 113), (35 114), (35 115), or (35 116) (sold separately)



PRODUCT FEATURES:






-  GROHE StarLight®
-  GROHE EcoJoy™

CERTIFICATIONS:



- ADA
- WaterSense
- CEC Certified
- CALGreen Compliant
- Massachusetts Plumbing Board Approved
- Energy Policy Act of 1992
- CSA B125.1
- ASME A112.18.1

AVAILABLE FINISHES:

- 1024960000**  GROHE StarLight® Chrome
- 1024962430**  Matte Black
- 102496A000**  Hard Graphite
- 102496EN00**  Brushed Nickel InfinityFinish™
- 102496GN00**  Brushed Cool Sunrise

NOTE: Install this product according to the installation guide. ADA, CSA compliant when installed to the specific requirements of these regulations.

We reserve the right to make revisions without notice to product specifications. 08-29-2023

US
Tel: 1.630.582.7711 Fax: 1.630.582.7722
For the most current Specification Sheet,
go to www.grohe.us.

Canada
Tel: 1.888.644.7643 Fax: 1.905.366.2071
For the most current Specification Sheet,
go to www.grohe.ca.

PART OF **LIXIL**

10 249 6
ESSENCE

Pure Freude
an Wasser



PRESSURE BALANCE VALVE TUB/
SHOWER BUNDLE

TECHNICAL DATA:

