



#### PRODUCT FEATURES:

- **Touchless operation** limits the spread of germs for a safer restroom.
- **Self-Adjusting Sensor:** Sensor automatically sets the activation range on start-up by evaluating sink size and other factors. Will adjust range to adapt to changes in the bathroom environment.
- **Sensor in Spout Tip:** Clean, streamlined style. Hidden sensor reduces vandalism.
- **Self-Cleaning Solenoid Reduces Maintenance:** Integral wiper spring prevents clogging and run-on.
- **Easy to Service Integrated Strainer:** Patented in-line strainer protects the solenoid from debris. Strainer is enclosed in removable debris cup for easy service.
- **Safety Timer:** Helps prevent vandalism by turning off the faucet if the sensor is blocked for 55 seconds.
- **Fail-Safe:** Faucet automatically shuts off upon loss of power or dead battery. Prevents costly excess water usage and potential flooding
- **Lead-Free:** Faucet contains  $\leq 0.25\%$  total lead content by weighted average.

#### GENERAL DESCRIPTION:

Deck-mount electronic faucet with proximity operation. Vandal-resistant metal construction with single-post mounting. Water pressure range from 20 - 120 psi. Single inlet. 18" flexible inlet hose with 3/8" compression fitting for inlet to control box.



#### STYLE AND AERATOR OPTION:

##### ■ BASE UNIT (Does not include power supply)

- **206B115** 0.5 gpm/1.9 L/min pressure compensating, vandal-resistant multi-laminar spray.
- **206B116** 0.35 gpm/1.3 L/min pressure compensating, vandal-resistant multi-laminar spray.

#### CONTROL BOX OPTION: (Required, must be purchased separately)

- **0000\_STV** Control Box, Solenoid only, Single Inlet.
- **1070\_TMV** Solenoid + Thermostatic 1070 Control Box, Dual Inlet.

#### POWER OPTIONS: (must be purchased separately)

- **PK00.CRP** CR-P2 lithium battery and holder. DC Battery Life - 192,000 cycles (4 years @ 4,000 cycles per month).
- **PK00.WRK** PWRX™ 10-Year battery pack and holder. Battery Life - 480,000 cycles (10 years @ 4,000 cycles per month).
- **PK01.PAC** Plug-In AC transformer and Single AC adapter. UL 1310, Class 2 certified. 6' long power cord. 100 - 240 VAC, 50/60 HZ.
- **PK01.HAC** Hard-Wired AC power supply and 10' extension cable. UL 1310, Class 2 certified. 2-piece plate-mounted power supply (electrical box by others). 120 VAC, 60 HZ.
- **PK01.MAC** Multi-AC adapter and 10" extension cable. One AC transformer can power up to 15 faucets and/or flush valves in a daisy chain configuration. **POWER SUPPLY NOT INCLUDED.**

##### ■ OPTIONAL Battery Back-Up

- **PK00.BBU** Allows AC powered faucets to continuously operate during a power failure.

##### ■ OPTIONAL 4" or 8" Deck plates

- **206P.400** 4" brass deck plate
- **206P.800** 8" brass deck plate

#### RECOMMENDED SPECIFICATION:

Electronic, sensor-operated proximity lavatory faucet shall feature vandal-resistant brass body with single-post mount design and single inlet. Shall also feature a low energy use electronically operated, self-cleaning solenoid valve with an in-line strainer, and microprocessor controlled proximity sensors. Shall meet ANSI A112.18.1 and ANSI 117.1 codes. Model shall be American standard # 206B11\_.

## CODES AND STANDARDS

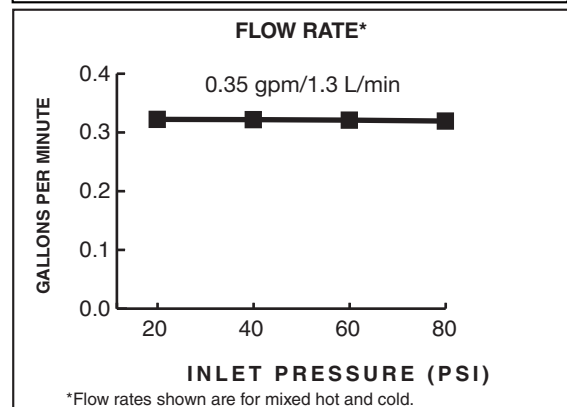
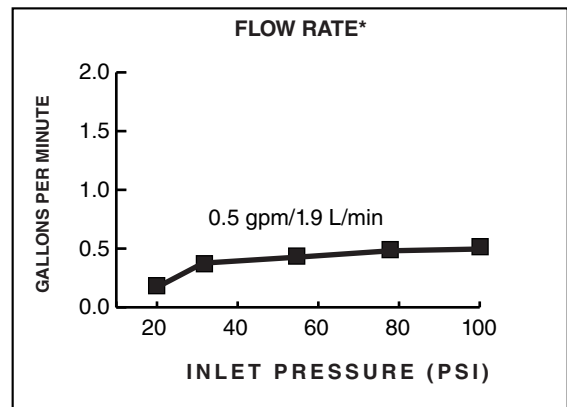
These products meet or exceed the following codes and standards:

**ANSI A117.1**  
**ASME A112.18.1**  
**CSA B125.1**  
**NSF/ANSI/CAN 61: Q<1**  
**NSF/ANSI/CAN 372**

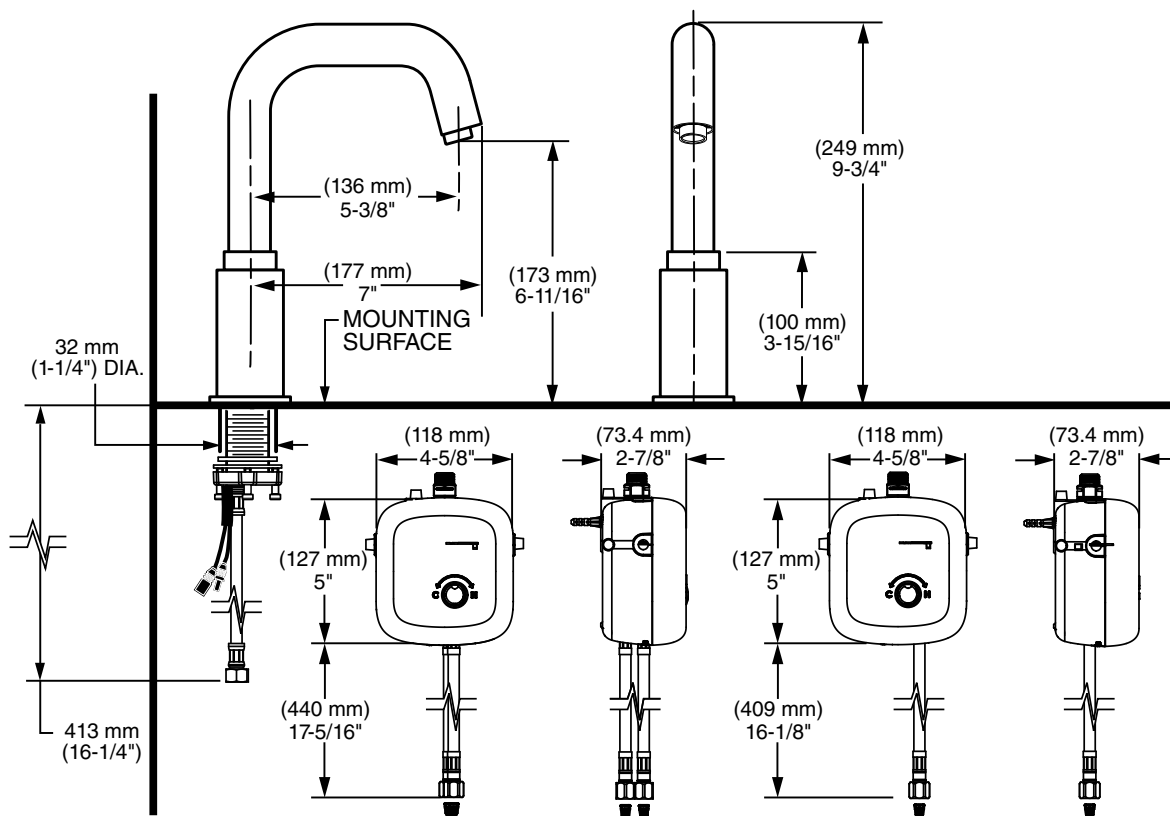
CEC

**ADA** Meets the American Disabilities Act Guidelines  
and **ANSI A117.1** Requirements for accessible and  
usable building facilities - check local codes

Finishes	
Polished Chrome	.002
Brushed Nickel	.295



\*Flow rates shown are for mixed hot and cold.



### Single Inlet Control Box

PART OF **LIXIL**