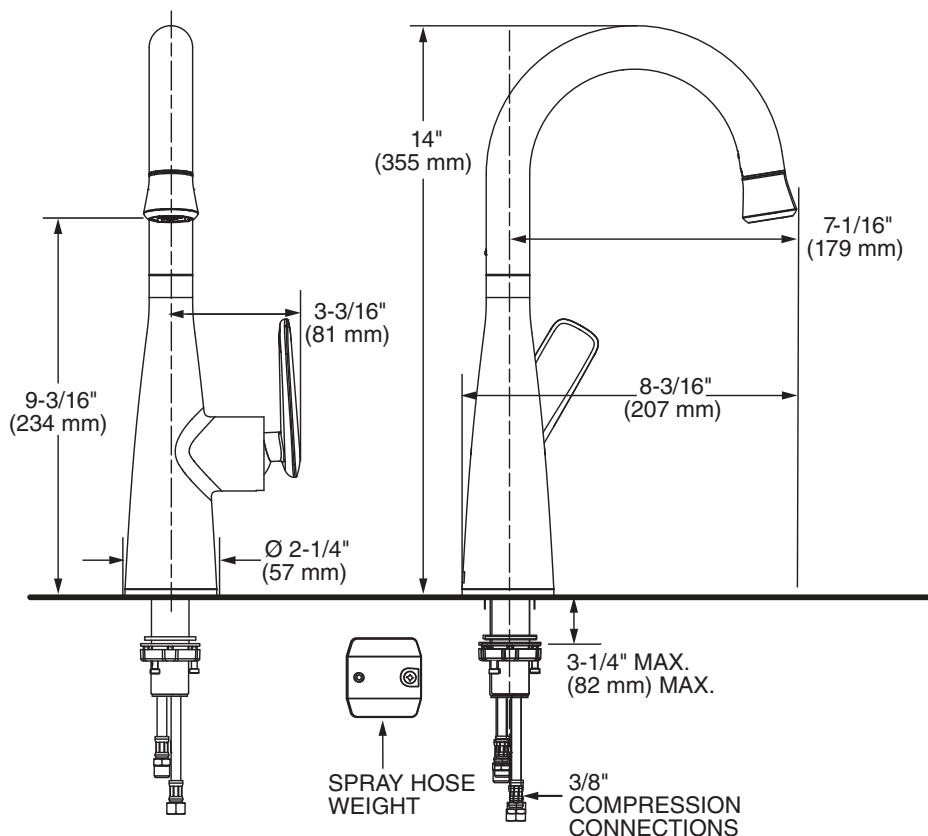


MODEL NUMBER:

104827 Pull-Down Bar Faucet

Chrome, Stainless Steel, Matte Black, Brushed Cool Sunrise, Matte Black/Brushed Cool Sunrise & Matte Black/Stainless Steel Finish.



GENERAL DESCRIPTION:

Metal body and handle with metal swivel spout. Pull-down spray single function aerated spray head. Nylon braided pull out hose complete with two integral check valves. Washerless 35 mm ceramic disc valve cartridge. 35" Flexible, color coded braided stainless steel supply hoses with 3/8" compression connections. Mounting shank with metal fixation ring. 1.8 gpm/6.8 L/min. maximum flow rate. Fitting can be mounted with or without deck plate.

PRODUCT FEATURES:

Ceramic Disc Valve Cartridge: Assures a lifetime of smooth handle operation and drip-free performance.

Metal Construction: Quality materials for durability & long life.

Swivel Spout: Rotates 360° for optimal reach and range of motion in and around the sink.

Lead Free: Faucet contains $\leq 0.25\%$ total lead content by weighted average.

Pull-down Spray: Single-function aerated spray head with smooth retraction and secure mechanical docking.

Silicone Sprayface: Easily wipes clean.

Choice of Finishes: Choice of Polished Chrome, Stainless Steel, Matte Black, Brushed Cool Sunrise, Matte Black/Brushed Cool Sunrise or Matte Black/Stainless Steel

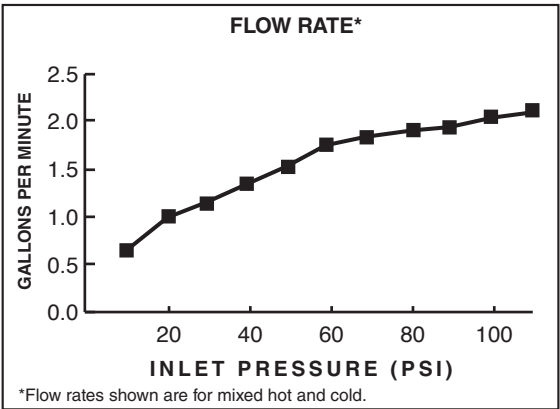
SUGGESTED SPECIFICATION

Single control pull-down bar faucet shall feature a high arc metal swivel spout and metal lever handle. Shall also feature 35 mm washerless ceramic disc valve cartridge and 35" flexible supply hoses. Faucet shall include Re-Trax Retraction System. Faucet shall be American Standard Model # 104827._____.

CODES AND STANDARDS

These products meet or exceed the following codes and standards:

ANSI A117.1
ASME A112.18.1
CSA B125.1
NSF/ANSI/CAN 61: Q<1
NSF/ANSI/CAN 372




CEC

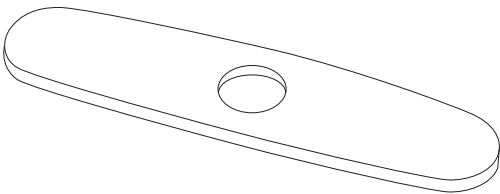
Product Number	Description	Finish Options					
		Polished Chrome	Stainless Steel	Matte Black	Brushed Cool Sunrise	Matte Black/Brushed Cool Sunrise	Matte Black/Stainless
		000	DC0	243	GN0	424	423
104827	Pull-Down Bar faucet Faucet featuring Re-Trax™ technology. Soap dispenser and deckplate not included.	✓	✓	✓	✓	✓	✓

ADA Meets the American Disabilities Act Guidelines
ANSI A117.1 Requirements for the physically challenged.

Soap Dispenser & Deckplate (Not Included)



4503120



1660152