

Environmental Product Declaration

NextGen Selectronic® 7755 and 775B Series Faucet

Commercial Sensor Faucet



NextGen Selectronic® Faucets:

Battery-Powered:

Less Mixing: 7755.103, 105 & 115

Above-Deck Mixing (ADM): 7755.203, 205 & 215

SmarTherm + ADM: 7755.303, 305 & 315

Base-Models:

Less Mixing: 775B.103, 105 & 115

Above-Deck Mixing (ADM): 775B.203, 205 & 215

SmarTherm + ADM: 775B.303, 305 & 315

Making life healthier, safer and more beautiful at home, at work, and throughout the world.

*American
Standard*

Step into the next generation of Selectronic® products by American Standard with the clean, sleek NextGen faucets. The NextGen Selectronic® faucets showcase American Standard's exclusive new ASSE 1070 certified SmarTherm™ Safety Shut-Off that automatically protects the user from scalding. The integrated electronics locates the sensor, battery and solenoid valve in the faucet spout and eliminates the need for a control box. The simple, integrated design allows for easy installation and maintenance.



Environmental Product Declaration


NextGen Selectronic® 7755 and 775B Series Faucet

Commercial Sensor Faucet



According
to
ISO 14025 &
21930

This declaration is an environmental product declaration (EPD) in accordance with ISO 14025 and 21930. EPDs rely on Life Cycle Assessment (LCA) to provide information on a number of environmental impacts of products over their life cycle. Exclusions: EPDs do not indicate that any environmental or social performance benchmarks are met, and there may be impacts that they do not encompass. LCAs do not typically address the site-specific environmental impacts of raw material extraction, nor are they meant to assess human health toxicity. EPDs can complement but cannot replace tools and certifications that are designed to address these impacts and/or set performance thresholds – e.g., Type 1 certifications, health assessments and declarations, environmental impact assessments, etc. Accuracy of Results: EPDs regularly rely on estimations of impacts, and the level of accuracy in estimation of effect differs for any particular product line and reported impact. Comparability: EPDs are not comparative assertions and are either not comparable or have limited comparability when they cover different life cycle stages, are based on different product category rules or are missing relevant environmental impacts. EPDs from different programs may not be comparable.

PROGRAM OPERATOR NAME, ADDRESS, LOGO, AND WEBSITE	UL Solutions 333 Pfingsten Rd, Northbrook IL.60062	www.ul.com www.spot.ul.com
GENERAL PROGRAM INSTRUCTIONS AND VERSION NUMBER	Program Operator Rules v.2.7 2022	
MANUFACTURER NAME AND ADDRESS	LIXIL Water Technology	
DECLARATION NUMBER	4790840147.102.1	
DECLARED PRODUCT & FUNCTIONAL UNIT	NextGen Selectronic® 7755 and 775B Series Faucet 1 Piece	
DESCRIPTION OF PRODUCT APPLICATION/USE	Commercial Sensor Faucet	
PRODUCT RSL DESCRIPTION	This specific product has a RSL of 10 years.	
REFERENCE PCR AND VERSION NUMBER	UL Environment: Product Category Rules for Building-Related Products and Services in North America, Part A: Life Cycle Assessment Calculation Rules and Report Requirements, v.3.2, December 2018. UL Environment: PCR Guidance for Building-Related Products and Services - Part B: Kitchen and Bath Fixture Fittings and Accessory Products EPD Requirements UL 10010-28 v1.0 October 8, 2020.	
MARKETS OF APPLICABILITY	Global	
DATE OF ISSUE	October 1, 2023	
PERIOD OF VALIDITY	5 Years	
EPD TYPE	Product Specific	
EPD SCOPE	Cradle-to-Grave	
YEAR(S) OF REPORTED MANUFACTURER PRIMARY DATA	2022	
LCA SOFTWARE & VERSION NUMBER	SimaPro Analyst v9.4.0.2	
LCA DATABASE & VERSION NUMBER	Ecoinvent v3.0	
LCIA METHODOLOGY & VERSION NUMBER	TRACI 2.1; EN 15804:2012+A2:2019+AC:2021	
The PCR review was conducted by	UL Solutions - PCR Review Panel - epd@ul.com	
This declaration was independently verified in accordance with ISO 14025: 2006. The UL Environment "Part A: Calculation Rules for the Life Cycle Assessment and Requirements on the Project Report," v3.1 (March 2018) , based on CEN Norm EN 15804 (2012) and ISO 21930:2017, serves as the core PCR, with additional considerations from the USGBC/UL Environment Part A Enhancement (2017)	 Cooper McCollum, UL Solutions	
<input type="checkbox"/> INTERNAL <input checked="" type="checkbox"/> EXTERNAL		
This life cycle assessment was conducted in accordance with ISO 14044 and the reference PCR by	Sustainable Solutions Corporation	
This life cycle assessment was independently verified in accordance with ISO 14044 and the reference PCR by	Thomas P. Gloria, Industrial Ecology Consultants 	

LIMITATIONS

Environmental declarations from different programs (ISO 14025) may not be comparable. Comparison of the environmental performance of Kitchen and Bath Fixture Fittings and Accessory Products using EPD information shall be based on the product's use and impacts at the building level, and therefore EPDs may not be used for comparability purposes when not considering the building use phase as instructed under this PCR. Full conformance with the PCR for Kitchen and Bath Fixture Fittings and Accessory Products allows EPD comparability only when all stages of a life cycle have been considered, when they comply with all referenced standards, use the same sub-category PCR, and use equivalent scenarios with respect to construction works. However, variations and deviations are possible. Example of variations: Different LCA software and background LCI datasets may lead to differences results for upstream or downstream of the life cycle stages declared.



Environmental Product Declaration

NextGen Selectronic® 7755 and 775B Series Faucet

Commercial Sensor Faucet



According
to
ISO 14025 &
21930

Product Definition and Information

Production Description



Step into the next generation of Selectronic products by American Standard with the clean, sleek NextGen faucets. The NextGen Selectronic faucets showcase American Standard's exclusive new ASSE 1070 certified SmarTherm Safety Shut-Off that automatically protects the user from scalding. The integrated electronics locates the sensor, battery and solenoid valve in the faucet spout and eliminates the need for a control box. The simple, integrated design allows for easy installation and maintenance.

Application

Flush Valve and Faucet products are used in a variety of bathroom and kitchen applications, including, but not limited to, hospitality, healthcare, education, government, military, office, and residential settings.

Environmental Activities and Certification

The LIXIL Group promotes conservation of water and raw materials and sustainable practices across the entire lifecycle of our products from inputs, procurement, through use and disposal. On September 17, 2017, LIXIL Group Corporation announced placement in the Dow Jones Sustainability Indices (DJSI) for sustainability performance. LIXIL Group was included in the DJSI Asia-Pacific Index as the highest scoring company in the Building Products Industry, and ranked third globally in this industry group.

Technical Data

For the declared product, the following technical data in the delivery status must be provided with reference to the test standard:

Technical Data

Category	Value
Width	1.875"
Height	5.75"
Flow Rate	Various. Refer to Spec Sheet

Market Placement / Application Rules

The standards that can be applied for the NextGen Selectronic Faucet are:

- ANSI A117.1 (ADA Compliant)
- ASME A112.18.1 / CSA B125
- NSF 372
- ASSE 1070-2015 (SmarTherm version only)
- NSF 61



Environmental Product Declaration

NextGen Selectronic® 7755 and 775B Series Faucet

Commercial Sensor Faucet

*American
Standard*



According
to
ISO 14025 &
21930

Properties of Declared Product as Delivered

The product arrives to the site of installation packaged in a cardboard box with similar dimensions to the product size stated above. Installation instructions are available online, and additional installation materials may be required.

Material Composition

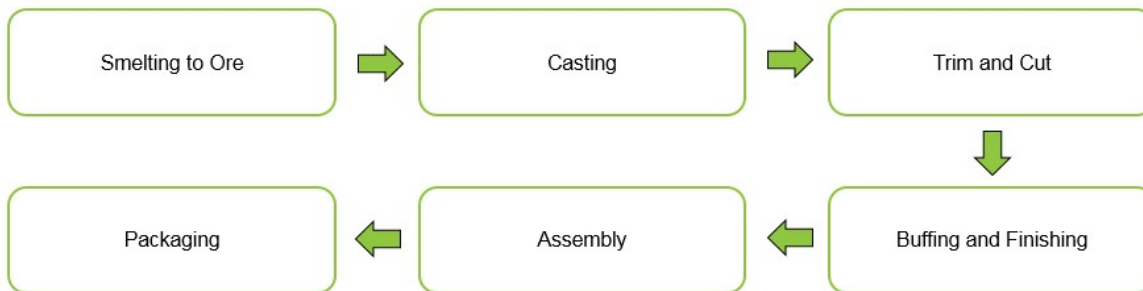
The composition of the NextGen Selectronic® 7755 and 775B Series Faucet is as follows:

Component	Percentage in mass (%)
Brass	25.55%
Bronze	0.00%
Copper	0.00%
Zamak 3	39.99%
Stainless Steel	12.20%
Rubber	0.33%
Plastics	19.31%
Other	2.63%
Total	100.00%

Manufacturing

The primary manufacturing processes in the product of flush valve and faucet products are processes such as smelting, casting, trimming, and buffing of metal parts. These parts, along with other pre-fabricated components, are assembled into the final flush valve and faucet products.

Manufacturing Location: Monterrey, MX



Environmental and Health During Manufacturing

LIXIL is committed to producing and distributing sanitary ceramics and tub products with minimal environmental impact, where health and safety is the primary focus for all employees and associates.

- Environmental operations, GHG, energy, water, waste, VOC, surface treatment and Health & Safety are being routinely monitored. Inspections, audits, and reviews are conducted periodically to ensure that applicable standards are met and environment management program effectiveness is evaluated.
- No regulated substances of very high concern are present.
- Code of Conduct covers human rights, labor practices, and decent work. Management of Lixil is aware of their environmental roles and responsibilities, providing appropriate training, supporting accountability, and recognizing outstanding performance.
- Any waste metals during machining are separated and recycled. Process water is treated internally before being discharged to municipal wastewater treatment.

Environmental Product Declaration

NextGen Selectronic® 7755 and 775B Series Faucet

Commercial Sensor Faucet



According
to
ISO 14025 &
21930

Installation

The product is installed using an electric drill, in addition to caulk, which is used to create a waterproof seal along the edges of the installed product. No noise reduction measures are typically required or undertaken during the installation of these products. The installation phase also considers the disposal of packaging materials.

Packaging

These products are primarily packaged with cardboard, paper, and plastic wrap. All of these materials are considered to be recyclable.

Use Conditions

The use phase of flush valve and faucet products includes the operational water use over the lifetime of the products. Additionally, faucet products consider the operational energy use required to provide hot tap water. Both operational energy and water use are calculated using the methodology detailed in the product category rules. No battery or replacement battery is needed over the product lifetime.

Environmental and Health During Use

There is no harmful emissive potential. No damage to health or impairment is expected under normal use corresponding to the intended use of the product.

Reference Service Life

The Reference Service Life is determined by the guidance from the Product Category Rules and varies by product type. This specific product has a RSL of 10 years. The building Estimated Service Life is 75 years.

Extraordinary Effects

Fire

No danger to the environment is anticipated during exposure to fire.

Water

No substances are used which have a negative impact on ecological water quality on contact by the product with water.

Mechanical Destruction

No danger to the environment is anticipated during mechanical destruction.

Re-use Phase

These products are not typically reusable.

Disposal

While flush valves and faucet products are able to be recycled, this study adopts the conservative assumption of a 100% landfill scenario.

Further Information

LIXIL Water Technologies
One Centennial Avenue
Piscataway, NJ, 08854



Environmental Product Declaration

NextGen Selectronic® 7755 and 775B Series Faucet

Commercial Sensor Faucet



According
to
ISO 14025 &
21930

Life Cycle Assessment

Functional Unit

The declaration refers to the functional unit of 1 unit (or piece) of NextGen Selectronic® 7755 and 775B Series Faucet.

Name	Value	Unit
Declared unit	1	Piece
Mass	1.56	kg
Conversion factor to 1 kg	0.64	-
Declared unit	0.0017	ton

System Boundary

This is a cradle to gate with options Environmental Product Declaration. The following life cycle phases were considered:

Product Stage			Construction Process Stage		Use Stage							End of Life Stage*				Benefits and Loads Beyond the System Boundaries
Raw material supply	Transport	Manufacturing	Transport from gate to the site	Construction/ installation process	Use	Maintenance	Repair	Replacement	Refurbishment	Operational energy use	Operational water use	Deconstruction /demolition	Transport	Waste processing	Disposal	Reuse-Recovery- Recycling potential
A1	A2	A3	A4	A5	B1	B2	B3	B4	B5	B6	B7	C1	C2	C3	C4	D
X	X	X	X	X	X	X	X	X	X	X	X	X	X	X	X	MND

Description of the System Boundary Stages Corresponding to the PCR

(X = Included; MND = Module Not Declared)

*This includes provision of all materials, products and energy, packaging processing and its transport, as well as waste processing up to the end-of waste state or disposal of final residues.

Estimates and Assumptions

End of Life

In the end of life phase, a 100% landfill scenario was assumed.

Cut-off Criteria

In the assessment, all available data from the production process are considered, i.e., all raw materials used, auxiliary materials (e.g., lubricants), thermal energy consumption and electric power consumption - including material and energy flows contributing less than 1% of mass or energy (if available). In case a specific flow contributing less than 1% in mass or energy is not available, worst case assumption proxies are selected to represent the respective environmental impacts. Impacts relating to the production of machines and facilities required during production are out of the scope of this assessment.

No known flows are deliberately excluded from this EPD.



Environmental Product Declaration

NextGen Selectronic® 7755 and 775B Series Faucet

Commercial Sensor Faucet



According
to
ISO 14025 &
21930

Background data

For life cycle modeling of the considered products, the SimaPro v9.4.0.2 software is used. Primary data was collected from the Lixil owned facilities. Secondary data was used for upstream raw material production and downstream inventory flows. This secondary data was sourced from either the Ecoinvent v3.9 or USLCI databases.

Data Quality

The data sources used are complete and representative of North America in terms of the geographic and technological coverage and are a recent vintage (i.e., less than ten years old). The data used for primary data are based on direct information sources of the manufacturer. Secondary data sets were used for raw materials extraction and processing, end of life, transportation, and energy production flows. Wherever secondary data is used, the study adopts critically reviewed data for consistency, precision, and reproducibility to limit uncertainty.

Period Under Review

The period under review is 2022 Fiscal Year.

Allocation

Impacts associated with recycled materials were assigned to the previous product system using the cut-off method for end of life allocation. To determine the manufacturing impacts per product, total facility inputs were allocated on a unit basis. No credits from recycling or energy recovery are included.

Comparability

A comparison or an evaluation of EPD data is only possible if all data sets to be compared were created according to ISO 21930 and the building context, respectively the product-specific characteristics of performance, are taken into account. Environmental declarations from different programs may not be comparable. Full conformance with the selected PCR allows EPD comparability only when all stages of a product's life cycle have been considered. However, variations and deviations are possible.

LCA: Modeling Scenarios and Additional Technical Information

The following technical information is a basis for the declared modules or can be used for developing specific scenarios in the context of a building assessment if modules are not declared. Any information omitted from the following scenario tables was done so intentionally as it was unrelated and had no presentable values.

Transport to Building Site (A4)		
Name	Value	Unit
Liters of fuel	38	l/100km
Transport distance	1651	km
Capacity utilization (including empty runs)	90	%
Gross density of products transported	-	kg/m ³
Capacity utilization volume factor	0.11	-

Installation into the Building (A5)		
Name	Value	Unit
Auxiliary materials		kg
Water consumption	-	m ³
Other resources	0.05	kg
Electricity consumption	0.00039	kWh
Other energy carriers	-	MJ
Waster materials at construction site	2.50	kg
Output substance (landfill)	2.00	kg
Output substance (incineration)	0.50	kg
Direct Emissions to ambient air, soil, and water	0.21*	kg CO ₂

* CO₂ emissions to air from disposal of packaging

Maintenance (B2)		
Name	Value	Unit
Information on maintenance	-	-
Maintenance cycle	-	Number / RSL
Water consumption (from tap, to sewer)	-	m ³
Auxiliary materials (cleaning agent)	-	kg
Other resources	-	kg
Electricity consumption	-	kWh
Other energy carriers	-	MJ
Material loss	-	kg

Replacement (B4) / Refurbishment (B5)		
Name	Value	Unit
Replacement cycle	-	Number / RSL
Replacement cycle	6.5	Number / ESL

Operational Energy Use (B6) and Water Use (B7)		
Name	Value	Unit
Water consumption (from tap, to sewer)	22.6	m ³
Electricity consumption	546.4	kWh
Other energy carriers	-	MJ
Equipment output	-	kW
Direct Emissions to ambient air, soil, and water	-	kg
Further assumptions	*	-

* 10 years of use, 365 days per year, 282 seconds per day,
0.0058 gallons per second

End of Life (C1 - C4)		
Name	Value	Unit
Collected separately	-	kg
Collected as mixed construction waste	1.56	kg
Reuse	-	kg
Recycling	-	kg
Energy recovery	-	kg
Landfilling	1.56	kg

LCA Results

Results shown below were calculated using TRACI 2.1 Methodology.

TRACI 2.1 Impact Assessment										
Parameter	Parameter	Unit	A1-A3	A4	A5	B4	B6	B7	C2	C4
GWP	Global warming potential	kg CO ₂ -Eq.	1.6E+01	2.4E-01	1.4E+00	2.3E+03	3.1E+02	2.3E+01	2.1E-02	1.6E-02
ODP	Depletion potential of the stratospheric ozone layer	kg CFC-11 Eq.	1.1E-06	9.1E-12	1.1E-07	5.9E-05	3.3E-09	7.8E-06	4.7E-09	5.3E-09
AP Air	Acidification potential for air emissions	kg SO ₂ -Eq.	3.9E-01	1.4E-03	1.2E-03	2.0E+01	2.6E+00	1.0E-01	1.0E-04	1.2E-04
EP	Eutrophication potential	kg N-Eq.	3.0E-01	8.0E-05	1.4E-02	2.9E+00	3.2E-02	1.0E-01	2.5E-05	5.2E-05
SP	Smog formation potential	kg O ₃ -Eq.	1.9E+00	3.9E-02	1.9E-02	1.2E+02	1.5E+01	1.3E+00	2.6E-03	3.0E-03
FFD	Fossil Fuel Depletion	MJ-surplus	1.9E+01	4.3E-01	3.4E-01	3.1E+03	4.4E+02	2.1E+01	4.2E-02	5.0E-02

**All use and end of life stages have been considered, and only those stages with non-zero values have been reported above. All stages not shown above have values of zero.*

Results shown below were calculated using EN 15804+A2 Methodology.

EN 15804+A2 Impact Assessment										
Parameter	Parameter	Unit	A1-A3	A4	A5	B4	B6	B7	C2	C4
GWP - total	Global warming potential total	kg CO ₂ Eq.	1.6E+01	2.4E-01	2.7E+00	2.4E+03	3.2E+02	2.4E+01	2.1E-02	1.7E-02
GWP - fossil	Global warming potential fossil fuels	kg CO ₂ Eq.	1.6E+01	2.4E-01	5.4E-01	2.3E+03	3.2E+02	2.4E+01	2.1E-02	1.6E-02
GWP - biogenic	Global warming potential biogenic	kg CO ₂ Eq.	5.0E-01	0.0E+00	2.2E+00	1.9E+01	0.0E+00	1.9E-01	5.8E-05	1.8E-04
GWP - luluc	Global warming potential land use and land use change	kg CO ₂ Eq.	2.2E-02	0.0E+00	2.0E-04	4.5E-01	0.0E+00	4.8E-02	1.5E-04	1.7E-05
ODP	Depletion potential of the stratospheric ozone layer	kg CFC-11 Eq.	1.0E-06	6.2E-12	8.2E-08	4.9E-05	1.8E-09	6.4E-06	4.4E-09	5.0E-09
AP	Acidification potential, Accumulated Exceedance	mol H+ Eq.	5.0E-01	1.3E-03	1.4E-03	2.5E+01	3.3E+00	1.2E-01	1.2E-04	1.4E-04
EP - freshwater	Eutrophication potential, fraction of nutrients reaching freshwater end compartment	kg P Eq.	4.0E-02	0.0E+00	9.2E-05	3.4E-01	0.0E+00	1.2E-02	1.7E-06	4.8E-06
EP - marine	Eutrophication potential, fraction of nutrients reaching marine end compartment	kg N Eq.	3.4E-02	6.1E-04	3.8E-03	1.7E+00	2.1E-01	2.3E-02	4.1E-05	4.8E-05
EP - terrestrial	Eutrophication potential, Accumulated Exceedance	mol N Eq.	4.2E-01	6.7E-03	3.3E-03	1.9E+01	2.2E+00	2.3E-01	4.4E-04	5.2E-04
POCP	Formation potential of tropospheric ozone photochemical oxidants	kg NMVOC Eq.	1.2E-01	1.8E-03	1.4E-03	8.3E+00	1.1E+00	7.2E-02	1.3E-04	1.5E-04
ADP- minerals&metals	Abiotic depletion potential for non-fossil resources	kg Sb Eq.	1.2E-02	0.0E+00	1.6E-06	8.1E-02	0.0E+00	1.7E-04	7.1E-08	5.4E-08
ADP - fossil	Abiotic depletion potential for fossil resources	MJ, net calorific value	2.2E+02	3.1E+00	3.3E+00	3.3E+04	4.5E+03	3.2E+02	3.1E-01	3.9E-01

**All use and end of life stages have been considered, and only those stages with non-zero values have been reported above. All stages not shown above have values of zero.*

Results below contain the resource use throughout the life cycle of the product.

Resource Use										
Parameter	Parameter	Unit	A1-A3	A4	A5	B4	B6	B7	C2	C4
PERE	Renewable primary energy as energy carrier	MJ, lower calorific value	2.9E+01	0.0E+00	1.6E-01	3.8E+02	0.0E+00	2.8E+01	2.9E-03	4.9E-03
PERM	Renewable primary energy resources as material utilization	MJ, lower calorific value	9.8E+00	0.0E+00	1.1E-01	1.0E+02	0.0E+00	5.5E+00	3.5E-03	1.7E-03
PERT	Total use of renewable primary energy resources	MJ, lower calorific value	3.9E+01	0.0E+00	2.6E-01	4.8E+02	0.0E+00	3.4E+01	6.4E-03	6.6E-03
PENRE	Nonrenewable primary energy as energy carrier	MJ, lower calorific value	2.3E+02	3.3E+00	3.6E+00	3.5E+04	4.8E+03	3.4E+02	3.4E-01	4.1E-01
PENRM	Nonrenewable primary energy as material utilization	MJ, lower calorific value	0.0E+00	0.0E+00	0.0E+00	0.0E+00	0.0E+00	0.0E+00	0.0E+00	0.0E+00
PENRT	Total use of nonrenewable primary energy resources	MJ, lower calorific value	2.3E+02	3.3E+00	3.6E+00	3.5E+04	4.8E+03	3.4E+02	3.4E-01	4.1E-01
SM	Use of secondary material	MJ, lower calorific value	0.0E+00	0.0E+00	0.0E+00	0.0E+00	0.0E+00	0.0E+00	0.0E+00	0.0E+00
RSF	Use of renewable secondary fuels	MJ, lower calorific value	0.0E+00	0.0E+00	0.0E+00	0.0E+00	0.0E+00	0.0E+00	0.0E+00	0.0E+00
NRSF	Use of nonrenewable secondary fuels	MJ, lower calorific value	0.0E+00	0.0E+00	0.0E+00	0.0E+00	0.0E+00	0.0E+00	0.0E+00	0.0E+00
FW	Use of net fresh water	m ³	1.3E-01	0.0E+00	5.3E-03	1.4E+02	0.0E+00	2.2E+01	-2.3E-05	2.9E-04

**All use and end of life stages have been considered, and only those stages with non-zero values have been reported above. All stages not shown above have values of zero.*

Results below contain the output flows and wastes throughout the life cycle of the product.

Output Flows and Waste Categories										
Parameter	Parameter	Unit	A1-A3	A4	A5	B4	B6	B7	C2	C4
HWD	Hazardous waste disposed	kg	6.6E-03	0.0E+00	4.1E-06	4.6E-02	0.0E+00	4.9E-04	8.2E-07	6.0E-07
NHWD	Non-hazardous waste disposed	kg	5.0E+00	0.0E+00	2.2E+00	8.3E+01	0.0E+00	4.1E+00	2.2E-02	1.6E+00
RWD	Radioactive waste disposed	kg	6.3E-04	0.0E+00	7.3E-06	1.1E-02	0.0E+00	1.1E-03	2.1E-06	2.3E-06
CRU	Components for re-use	kg	0.0E+00	0.0E+00	0.0E+00	0.0E+00	0.0E+00	0.0E+00	0.0E+00	0.0E+00
MFR	Materials for recycling	kg	7.8E-01	0.0E+00	0.0E+00	6.6E+00	0.0E+00	0.0E+00	0.0E+00	2.3E-01
MER	Materials for energy recovery	kg	0.0E+00	0.0E+00	0.0E+00	0.0E+00	0.0E+00	0.0E+00	0.0E+00	0.0E+00
EEE	Exported electrical energy	MJ	0.0E+00	0.0E+00	0.0E+00	0.0E+00	0.0E+00	0.0E+00	0.0E+00	0.0E+00
EEE	Exported thermal energy	MJ	0.0E+00	0.0E+00	0.0E+00	0.0E+00	0.0E+00	0.0E+00	0.0E+00	0.0E+00

**All use and end of life stages have been considered, and only those stages with non-zero values have been reported above. All stages not shown above have values of zero.*

Results below contain direct greenhouse gas emissions and removals throughout the life cycle of the product.

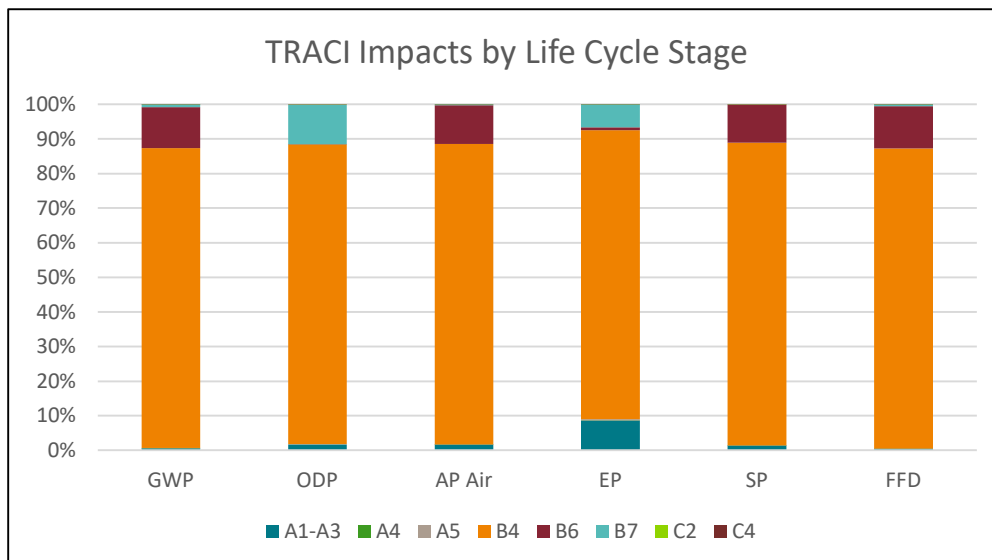
Greenhouse Gas Emissions and Removals

Parameter	Parameter	Unit	A1-A3	A4	A5	B4	B6	B7	C2	C4
BCRP	Biogenic Carbon Removal from Product	kg CO ₂	0.0E+00	0.0E+00	0.0E+00	0.0E+00	0.0E+00	0.0E+00	0.0E+00	0.0E+00
BCEP	Biogenic Carbon Emissions from Product	kg CO ₂	0.0E+00	0.0E+00	0.0E+00	0.0E+00	0.0E+00	0.0E+00	0.0E+00	0.0E+00
BCRK	Biogenic Carbon Removal from Packaging	kg CO ₂	7.5E-01	0.0E+00	0.0E+00	4.9E+00	0.0E+00	0.0E+00	0.0E+00	0.0E+00
BCEK	Biogenic Carbon Emissions from Packaging	kg CO ₂	0.0E+00	0.0E+00	7.5E-01	4.9E+00	0.0E+00	0.0E+00	0.0E+00	0.0E+00
BCEW	Biogenic Carbon Emissions from Combustion of Waste from Renewable Sources Used in Production Process	kg CO ₂	0.0E+00	0.0E+00	0.0E+00	0.0E+00	0.0E+00	0.0E+00	0.0E+00	0.0E+00
CCE	Calcination Carbon Emissions	kg CO ₂	0.0E+00	0.0E+00	0.0E+00	0.0E+00	0.0E+00	0.0E+00	0.0E+00	0.0E+00
CCR	Carbonation Carbon Removal	kg CO ₂	0.0E+00	0.0E+00	0.0E+00	0.0E+00	0.0E+00	0.0E+00	0.0E+00	0.0E+00
CWNR	Carbon Emissions from Combustion of Waste from Non-renewable Sources Used in Production Process	kg CO ₂	0.0E+00	0.0E+00	0.0E+00	0.0E+00	0.0E+00	0.0E+00	0.0E+00	0.0E+00

**All use and end of life stages have been considered, and only those stages with non-zero values have been reported above. All stages not shown above have values of zero.*

Interpretation

Generally, the operational energy use (B6) or operational water use (B7) phase drives the environmental impacts across the full life cycle of the product. The replacement use phase (B4) is a main driver because it accounts for the product replacements needed over the buildings service life. Water use is the dominate life cycle phase in all impact categories, with the exception of smog potential, where energy use drives the impacts. Raw materials are generally the third most impactful stage with the exception of eutrophication.



Environmental Product Declaration

NextGen Selectronic® 7755 and 775B Series Faucet

Commercial Sensor Faucet



According
to
ISO 14025 &
21930

References

- PCR Part A UL Environment: Product Category Rules for Building-Related Products and Services in North America, Part A: Life Cycle Assessment Calculation Rules and Report Requirements, v.3.2, December 2018.
- PCR Part B UL Environment: PCR Guidance for Building-Related Products and Services - Part B: Kitchen and Bath Fixture Fittings and Accessory Products EPD Requirements UL 10010-28 v1.0 October 8, 2020.
- ISO 14025 ISO 14025:2011-10, Environmental labels and declarations — Type III environmental declarations — Principles and procedures.
- ISO 14040 ISO 14040:2009-11, Environmental management — Life cycle assessment — Principles and framework.
- ISO 14044 ISO 14044:2006-10, Environmental management — Life cycle assessment — Requirements and guidelines.
- EN 15804:
2012+A2:
2019+AC:2021 Sustainability of construction works — Environmental Product Declarations — Core rules for the product category of construction product
- ULE 2020 UL Environment, General Program Instructions, v2.7, March 2022.
- TRACI 2.1 US EPA, Tool for the Reduction and Assessment of Chemical and Other Environmental Impacts (TRACI).
- CML 2001 Center of Environmental Science of Leiden University impact categories and characterisation methods for impact assessment (CML).

Contact Information

Study Commissioner



LIXIL Water Technology Americas
1 Centennial Avenue
Piscataway, NJ 08854
(+1) 732 980-3000
www.lixil.com

LCA Practitioner



Sustainable Solutions Corporation
155 Railroad Plaza, Suite 203
Royersford, PA 19468 USA
(+1) 610 569-1047
www.sustainablesolutionscorporation.com



Environmental Product Declaration

NextGen Selectronic® 7755 and 775B Series Faucet
Commercial Sensor Faucet



According
to
ISO 14025 &
21930

