

FEATURES:

- **Touchless operation** limits the spread of germs for a safer restroom
- **SmarTherm® Safety Shut-Off:** Integral thermostatic hot water temperature limiter meets ASSE 1070 without a separate thermostatic mixing valve.
- **Above-Deck Mixing:** Allows user to manually adjust temperature. Adjustable hot limit stop. Red & blue indicators.
- **Removable Mixing Handle:** Installer can set temperature and remove handle to prevent user adjustment. Cover plug included.
- **Dual Inlets:** For hot and cold water. Check valves included to prevent cross flow. Filter assemblies protect the solenoid valve from debris.
- **Clean, Integrated Design:** All electronics contained in faucet spout. No control box below deck.
- **Easy Installation & Maintenance:** Faucet installs from the top. All serviceable parts are easily accessible.
- **Flexible Selectronic® Platform** with programmable sensor and interchangeable power supplies.
- **Self-Cleaning Solenoid Reduces Maintenance:** Integral wiper spring prevents clogging and run-on. Silicon seals.
- **Adjustable Range:** Detection zone can be adjusted manually or with optional remote control.
- **Fail-Safe:** Faucet automatically shuts off upon loss of power or dead battery. No reset required.
- **Optional Remote Control Allows for Customization**
 - **Auto Purge:** Periodically purges stagnant water from faucet and supply lines. Frequency and duration are adjustable.
 - **Safety Timer:** Turns water off if the sensor is blocked for 55 seconds. Timing is adjustable.
- **Lead-Free:** Faucet contains $\leq 0.25\%$ total lead content by weighted average.

MODEL NUMBER:

■ BASE UNIT (Does not include power supply)

- ❑ **706B303** 0.35 gpm pressure compensating, vandal-resistant multi-laminar spray.
- ❑ **706B305** 0.5 gpm pressure compensating, vandal-resistant multi-laminar spray.

■ POWER KITS (Must be purchased separately)

- ❑ **PK00.WRK** PWRX™ 10-Year battery pack and holder
- ❑ **PK01.PAC** Plug-In AC power supply and Single AC adapter
- ❑ **PK01.HAC** Hard-Wired AC power supply and 10' extension cable
- ❑ **PK01.MAC** Multi-AC adapter and 10" extension cable

■ OPTIONAL Battery Back-up

- ❑ **PK00.BBU** Allows AC powered faucets to continuously operate during a power failure.

■ OPTIONAL 4" and 8" Deck Plates

- ❑ **706P400** 4" metal deck plate with 1/4" fixation studs and quick spin nuts. Includes fixation screw that prevents the spout from rotating.
- ❑ **706P800** 8" metal deck plate with 1/4" fixation studs and quick spin nuts. Includes fixation screw that prevents the spout from rotating.

■ OPTIONAL Remote Control

- ❑ **605XRCW** Remote control adjusts setup parameters and allows for customization of functions. Can be used to program all Selectronic faucets and flush valves.

PWRX® BATTERY SYSTEM

- **PWRX® Battery Life:** 6 years @ 4,000 uses per month.
- Reduces the downtime and maintenance costs associated with changing batteries.

AC TRANSFORMERS

- UL 1310, Class 2 certified.
- Can run up to 15 faucets and/or flush valves at a time.

RECOMMENDED SPECIFICATION:

Electronic, sensor-operated lavatory faucet shall feature a programmable sensor and an electronically operated self-cleaning solenoid valve with chemical resistant silicon seals. Integrated design with all electronics enclosed in the spout. Faucet meets ASSE 1070 without a separate thermostatic mixing valve. Features an above deck mixing handle with hot limit safety stop and red / blue indicators. Shall also feature a vandal resistant metal body with single-post mounting. Shall meet ANSI A112.18.1, ANSI 117.1 and ASSE 1070 codes. Model shall be American Standard # 706B30__002

CODES AND STANDARDS

These products meet or exceed the following codes and standards:

ANSI A117.1
ASME A112.18.1/CSA B125.1
NSF/ANSI/CAN 372
ASSE 1070/ASME A112.1070/CSA B125.70
NSF/ANSI/CAN 61

ADA MEETS THE AMERICAN DISABILITIES ACT GUIDELINES AND
ANSI A117.1 REQUIREMENTS FOR ACCESSIBLE AND
 USABLE BUILDING FACILITIES-CHECK LOCAL CODES

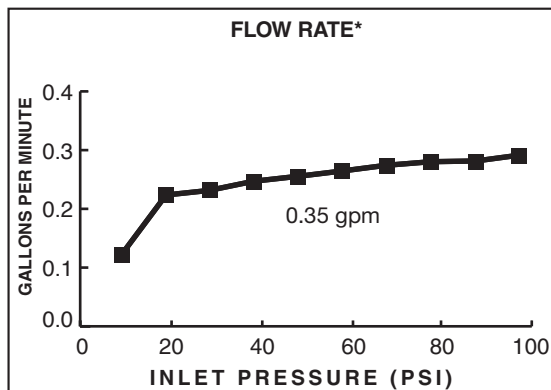
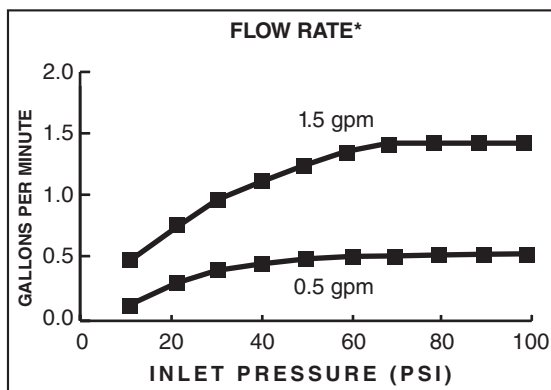
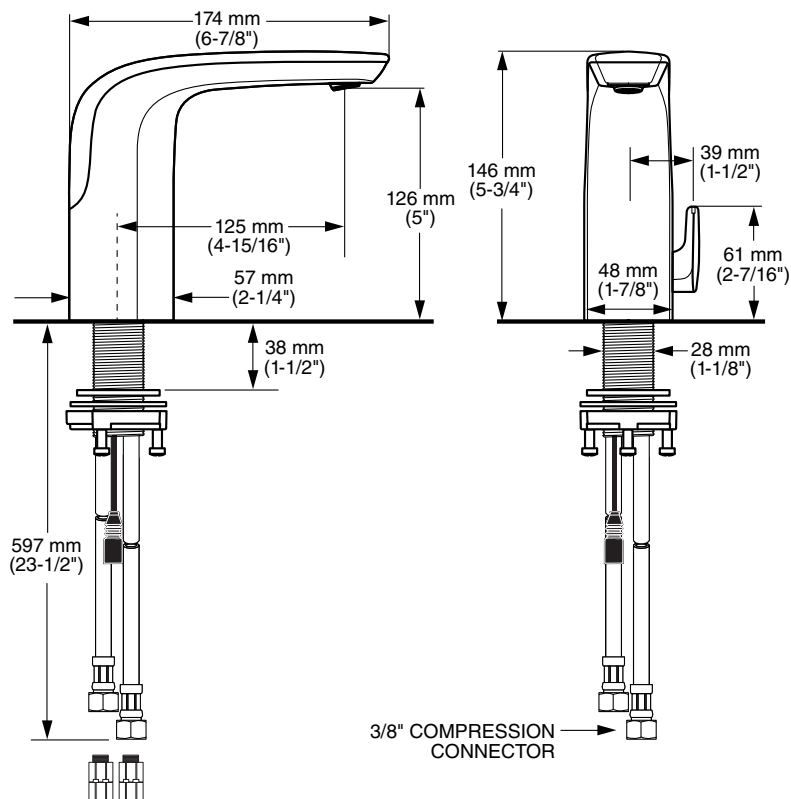
FINISHES:

Polished Chrome	.002
Brushed Nickel	.295
*Matte Black	.243
*Brushed Cool Sunrise	.GN0

*Finish available only in 0.5gpm

DESCRIPTION:

Deck-mount electronic faucet with touchless operation. Integrated design with sensor, solenoid valve and electronics enclosed in the spout. Integral thermostatic hot water temperature limiter is ASSE 1070 certified. Above-deck mixing with hot limit safety stop and red / blue indicators. Water pressure range from 20 - 120 psi. Vandal-resistant single-post mounting. Dual inlets for hot and cold water. Pre-installed 24" flexible inlet hoses with filter assembly and 3/8" compression fitting.



PART OF **LIXIL**