


JAPANESE TILE WORLD

## YOHEN

Modern and impressive finger mosaic tiles created from the traditional Japanese glaze 'Yohen-yu (glaze with kiln effects)'.







IM-1015P1/YB14




IM-1015P1/YB32



IM-1015P1/YB21G



## FIELD




**YB1G**  
White




**YB2H**  
Ivory



**YB4H**  
Black




**YB14**  
Dark Green Mix



**YB15**  
Dark Blue Mix



**YB21G**  
Light Turquoise Blue



**YB22G**  
Turquoise Blue



**YB31**  
Light Brown Mix



**YB32**  
Turquoise Green Mix



**YB102**  
Yohen White

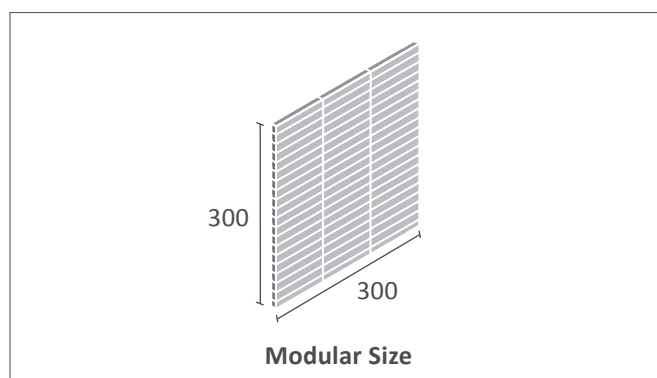


**YB41**  
Gold

## Field Tile

IM-1015P1/YB1G...YB41

<b>Material</b>	Porcelain/Glazed
<b>Size/pc</b>	98×12.5 mm / 3.86"×0.49"
<b>Size/sht</b>	300×300 mm / 11.81"×11.81"
<b>Thickness</b>	6 mm
<b>Joint</b>	2.5 mm (Hor.) / 2 mm (Vert.)
<b>Sqr/Box</b>	1.96 sqm / 20.55 sq.ft.
<b>Qty/Box</b>	22 shts
<b>Wgt/Box</b>	22.5 kg / 49.5 lbs
<b>Mounting</b>	Back net (Paper)




# TRIM/CORNERS

## Short Edge Bullnose

IM-1016P1/YB1G...YB41(R)

<b>Material</b>	Porcelain (Glazed)
<b>Size/pc</b>	98×12.5 mm / 3.86"×0.49"
<b>Size/sht</b>	300×100 mm / 11.81"×3.94"
<b>Thickness</b>	6 mm
<b>Joint</b>	2.5 mm (Hor.) / 2 mm (Vert.)
<b>m.ft/Box</b>	3.00 m / 9.84 ft.
<b>Qty/Box</b>	10 shts
<b>Wgt/Box</b>	3.3 kg / 7.3 lbs
<b>Mounting</b>	Back net (Paper)



## Long Edge Bullnose

IM-1016/YB1G...YB41(U)

<b>Material</b>	Porcelain (Glazed)
<b>Size/pc</b>	98×12.5 mm / 3.86"×0.49"
<b>Size/sht</b>	N/A (Loose piece)
<b>Thickness</b>	6 mm
<b>Joint</b>	2.5 mm (Hor.) / 2 mm (Vert.)
<b>m.ft/Box</b>	15.00 m / 49.22 ft.
<b>Qty/Box</b>	150 pcs
<b>Wgt/Box</b>	2.5 kg / 5.5 lbs
<b>Mounting</b>	N/A (Loose piece)



# RECOMMENDATIONS

Commercial Wall	Interior Wall	Shower Wall	Exterior Floor	Shower Floor
Yes	Yes	Yes	No	No

# SHADE VARIATIONS

—	—	YB1G, YB2H, YB4H, YB21G, YB22G, YB102, YB41	YB14, YB15, YB31, YB32

\*Please note: variations in color, shade, surface texture and size are natural characteristics of all our products and should be expected. Images shown are representative, but may not indicate all variations in these characteristics.

# MAINTENANCE

- First, clean tiles with a damp sponge or soft brush with plain water prior to utilizing
- If dirt persists, wipe the area with mild detergent and water on a sponge or soft brush. Rinse with clean water.
- Do not use acid or alkaline solution to clean tile.
- Do not use steel pads or brushes to clean tile as it may cause surface damage.
- Paint or graffiti can be removed using thinners.
- Consult professional service for more extensive cleaning needs.



For more details,  
please visit our website.