


JAPANESE TILE WORLD

# SEKIHA

Thin, overlapping tiles that create random shadows resembling gentle waves, evoking a traditional Japanese aesthetic.








HAL-R/SKH-2



HAL-R/SKH-2



HAL-R/SKH-5



# FIELD



**SKH-1**  
White




**SKH-2**  
Light Moss Green



**SKH-3**  
Light Brown



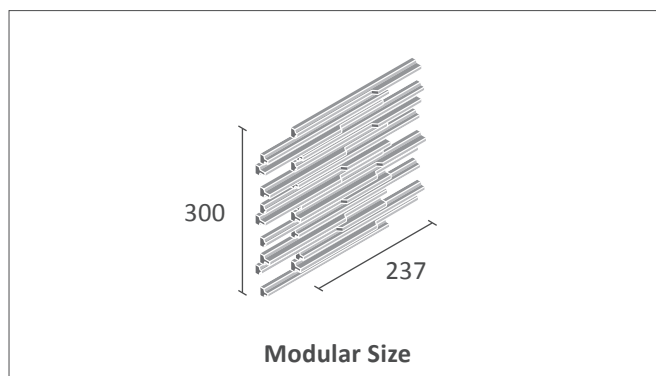
**SKH-4**  
Brown



**SKH-5**  
Black

## Field Tile HAL-R/SKH-1~SKH-5

<b>Material</b>	Porcelain/Unglazed
<b>Size/pc</b>	235×14 mm / 9.25"×0.55"
<b>Size/sht</b>	237×300 mm / 9.33"×11.81"
<b>Thickness</b>	14.5 mm , 18 mm Mix
<b>Joint</b>	2.7 mm (Hor.) / 2 mm (Vert.)
<b>Sqr/Box</b>	0.99 sqm / 10.65 sq.ft.
<b>Qty/Box</b>	14 shts
<b>Wgt/Box</b>	19.7 kg / 43.3 lbs
<b>Mounting</b>	Back net (Glass fiber)



# TRIM/CORNERS

## External Corner

HAL-CN/SKH-1~SKH-5

<b>Material</b>	Porcelain (Unglazed)
<b>Size/pc</b>	151×14 mm / 5.94"×0.55" 82 x14mm / 3.23"×0.55"
<b>Size/sht</b>	153×300 mm / 6.02"×11.81"
<b>Thickness</b>	11 mm, 14.5 mm, 18 mm Mix
<b>Joint</b>	2.7 mm (Hor.) / 2 mm (Vert.)
<b>m.ft/Box</b>	2.1 m / 6.89 ft.
<b>Qty/Box</b>	14 shts
<b>Wgt/Box</b>	9.9 kg / 21.8 lbs
<b>Mounting</b>	Back net (Glass fiber)







External Corner



## RECOMMENDATIONS

Commercial Wall	Interior Wall	Shower Wall	Exterior Floor	Shower Floor
Yes	Yes	No	No	No

## SHADE VARIATIONS

			
—	—	SKH-1, SKH-2, SKH-3, SKH-4, SKH-5	—

\*Please note: variations in color, shade, surface texture and size are natural characteristics of all our products and should be expected. Images shown are representative, but may not indicate all variations in these characteristics.

## MAINTENANCE

- First, clean tiles with a damp sponge or soft brush with plain water prior to utilizing
- If dirt persists, wipe the area with mild detergent and water on a sponge or soft brush. Rinse with clean water.
- Do not use acid or alkaline solution to clean tile.
- Do not use steel pads or brushes to clean tile as it may cause surface damage.
- Paint or graffiti can be removed using thinners.
- Consult professional service for more extensive cleaning needs.

For more details,  
please visit our website.

