


JAPANESE TILE WORLD

KALEIDO GLAZE

A warm mosaic tile with a retro feel, in which each small piece has a different expression.






IM-20P1/KLG-12




IM-20P1/KLG-1



IM-20P1/KLG-1, IM-20P1/KLG-3


FIELD




KLG-1
White




KLG-2
Beige




KLG-3
Black



KLG-11
Light Color Mix



KLG-12
Light Blue Mix

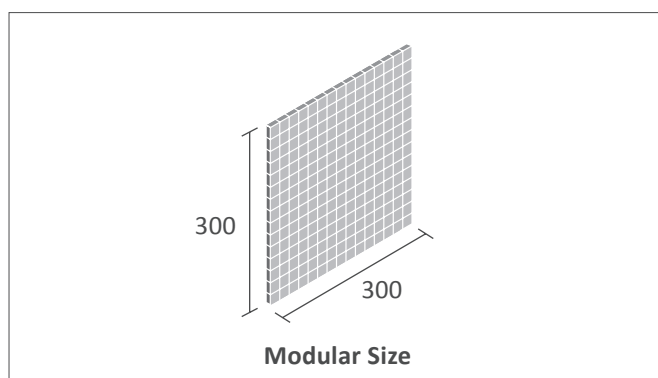


KLG-13
Black Mix

Field Tile

IM-20P1/KLG-1...KLG-13

Material	Porcelain/Glazed
Size/pc	17.5×17.5 mm / 0.69"×0.69"
Size/sht	300×300 mm / 11.81"×11.81"
Thickness	6 mm
Joint	2.5 mm
Sqr/Box	1.60 sqm / 17.22 sq.ft.
Qty/Box	18 shts
Wgt/Box	16.5 kg / 36.4 lbs
Mounting	Back net (Glass fiber)



TRIM/CORNERS

Corner Tile

IM-2060P1/KLG-1...KLG-13

Material	Porcelain (Glazed)
Size/pc	17.5×17.5 mm / 0.69"×0.69"
Size/sht	300×40 mm / 11.81"×1.57"
Thickness	6 mm
Joint	2.5 mm
m.ft/Box	12.0m / 39.37ft
Qty/Box	40 shts
Wgt/Box	5 kg / 11.0 lbs
Mounting	Back net (Glass fiber)




Coner Tile



Corner Tile

IM-2065P1/KLG-1...KLG-13

Material	Porcelain (Glazed)
Size/pc	17.5×17.5 mm / 0.69"×0.69"
Size/sht	37.5×37.5 mm / 1.48"×1.48"
Thickness	6 mm
Joint	2.5 mm
m.ft/Box	-
Qty/Box	100 shts
Wgt/Box	1.8 kg / 4 lbs
Mounting	Back net (Glass fiber)



Glazed on the side surface

Corner





Glazed on the side surface



RECOMMENDATIONS

Commercial Wall	Interior Wall	Shower Wall	Exterior Floor	Shower Floor
Yes	Yes	Yes	No	No

SHADE VARIATIONS

			
—	—	KLG-1, KLG-2, KLG-3	KLG-11, KLG-12, KLG-13

*Please note: variations in color, shade, surface texture and size are natural characteristics of all our products and should be expected. Images shown are representative, but may not indicate all variations in these characteristics.

MAINTENANCE

- First, clean tiles with a damp sponge or soft brush with plain water prior to utilizing
- If dirt persists, wipe the area with mild detergent and water on a sponge or soft brush. Rinse with clean water.
- Do not use acid or alkaline solution to clean tile.
- Do not use steel pads or brushes to clean tile as it may cause surface damage.
- Paint or graffiti can be removed using thinners.
- Consult professional service for more extensive cleaning needs.



For more details,
please visit our website.