

JAPANESE TILE WORLD

CRESCENT

3D tiles with crescent shapes that create wave-like patterns and deep shadows.





DCF-10BNET/CRS-1



DCF-10BNET/CRS-2




DCF-10BNET/CRS-4


FIELD




CRS-1
White



CRS-2
Black



CRS-3
Grey

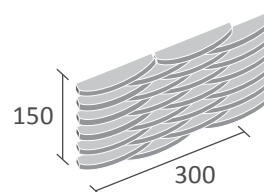


CRS-4
Brown

Field Tile

DCF-10BNET/CRS-1~CRS-4

Material	Porcelain/Unglazed
Size/pc	147.5×10 mm / 5.81"×0.39"
Size/sht	300×150 mm / 11.81"×5.91"
Thickness	22 mm
Joint	2.5 mm
Sqr/Box	0.53 sqm / 5.70 sq.ft.
Qty/Box	12 shts
Wgt/Box	18 kg / 39.7 lbs
Mounting	Back net (Glass fiber)



Modular Size

TRIM/CORNERS

Corner Tile

DCF-10BNET/90-14/CRS-1~CRS-4

Material	Porcelain (Unglazed)
Size/pc	(97.5+22.5) x 10 mm / (3.84"+0.89") x 0.39"
Size/sht	(100+25) x 300 mm / (3.94"+0.98") x 11.81"
Thickness	7 mm
Joint	2.5 mm
m.ft/Box	3.00 m / 9.84 ft
Qty/Box	10 shts
Wgt/Box	6.9 kg / 15.2 lbs
Mounting	Back net (Glass fiber)



RECOMMENDATIONS

Commercial Wall	Interior Wall	Shower Wall	Exterior Floor	Shower Floor
Yes	Yes	No	No	No

SHADE VARIATIONS

—	CRS-1, CRS-2, CRS-3, CRS-4	—	—

*Please note: variations in color, shade, surface texture and size are natural characteristics of all our products and should be expected. Images shown are representative, but may not indicate all variations in these characteristics.

MAINTENANCE

- First, clean tiles with a damp sponge or soft brush with plain water prior to utilizing
- If dirt persists, wipe the area with mild detergent and water on a sponge or soft brush. Rinse with clean water.
- Do not use acid or alkaline solution to clean tile.
- Do not use steel pads or brushes to clean tile as it may cause surface damage.
- Paint or graffiti can be removed using thinners.
- Consult professional service for more extensive cleaning needs.

For more details,
please visit our website.

