

20584

ALLURE NEW

8-INCH WIDESPREAD 2-HANDLE M-SIZE BATHROOM FAUCET, 1.2 GPM (4.5 L/MIN)










GROHE SPA

STANDARD SPECIFICATION:

- GROHE LongLife finish
- GROHE AquaCalibrator
- 9" Height
- 5 5/8" Spout reach
- 8 1/16" Aerator height
- Precision temperature control with haptic click feedback on handles (optional upon installation, included)
- Solid brass body
- Lever handles
- Nylon braided flex hoses
- 1.2gpm (4.5 L/min)



AVAILABLE FINISHES:

- 20584001  Chrome
- 205842431  Matte Black
- 20584A01  Hard Graphite
- 20584AL1  Brushed Hard Graphite
- 20584DL1  Brushed Warm Sunset
- 20584EN1  Brushed Nickel InfinityFinish
- 20584GN1  Brushed Cool Sunrise

CERTIFICATIONS:



- ADA
- WaterSense
- CEC Certified
- Low Lead Certified
- CALGreen Compliant
- Massachusetts Plumbing Board Approved
- Energy Policy Act of 1992
- NSF 61
- NSF 372
- CSA B125.1
- ASME A112.18.1
- Complies with lead plumbing laws

PRODUCT FEATURES:

NOTE: Install this product according to the installation guide. ADA, CSA compliant when installed to the specific requirements of these regulations.

We reserve the right to make revisions without notice to product specifications. 05-21-2026

US
Tel: 1.630.582.7711 Fax: 1.630.582.7722
For the most current Specification Sheet,
go to www.grohe.us.

Canada
Tel: 1.888.644.7643 Fax: 1.905.366.2071
For the most current Specification Sheet,
go to www.grohe.ca.

PART OF LIXIL

