

21146

ATRIO NEW

SINGLE HOLE TWO-HANDLE L-SIZE BATHROOM FAUCET WITHOUT HANDLES, 1.2 GPM (4.5 L/MIN)










STANDARD SPECIFICATION:

- GROHE SilkMove
- GROHE LongLife finish
- GROHE EcoJoy
- 11 7/8" Faucet height
- 6 9/16" Spout reach
- 7 15/16" Aerator height
- Solid brass body
- Nylon braided flex hoses
- Less handles - order (14 215), (14 216), (48 458), (48 459) or (48 646) (sold separately)
- CALGreen/CEC compliant
- 1.2gpm (WaterSense)
- ADA compliant when installed with lever handles only



AVAILABLE FINISHES:

- | | | |
|-----------|---|-------------------------------|
| 21146000 |  | GROHE StarLight Chrome |
| 211462430 |  | Matte Black |
| 21146A00 |  | Hard Graphite |
| 21146AL0 |  | Brushed Hard Graphite |
| 21146DL0 |  | Brushed Warm Sunset |
| 21146EN0 |  | Brushed Nickel InfinityFinish |
| 21146GN0 |  | Brushed Cool Sunrise |

CERTIFICATIONS:



- ADA
- WaterSense
- CEC Certified
- Low Lead Certified
- CALGreen Compliant
- Massachusetts Plumbing Board Approved
- Energy Policy Act of 1992
- NSF 372
- NSF 61
- CSA B125.1
- ASME A112.18.1
- Complies with lead plumbing laws

PRODUCT FEATURES:



NOTE: Install this product according to the installation guide. ADA, CSA compliant when installed to the specific requirements of these regulations.

We reserve the right to make revisions without notice to product specifications. 10-21-2025

US
Tel: 1.630.582.7711 Fax: 1.630.582.7722
For the most current Specification Sheet,
go to www.grohe.us.

Canada
Tel: 1.888.644.7643 Fax: 1.905.366.2071
For the most current Specification Sheet,
go to www.grohe.ca.

PART OF **LIXIL**

21146

ATRIO NEW



SINGLE HOLE TWO-HANDLE L-SIZE
BATHROOM FAUCET WITHOUT
HANDLES, 1.2 GPM (4.5 L/MIN)

TECHNICAL DATA:

Product Height	11-3/8 in
Product Length	7-1/8 in
Product Width	5-7/8 in
Fitting Spout Height	7-5/8 in
Fitting Spout Reach	6 in
GPM (Min)-GPM (Max)	1.2 GPM
Fitting No of Holes Required	1

