

20659

ATRIO NEW

8-INCH WIDESPREAD 2-HANDLE M-SIZE BATHROOM FAUCET WITHOUT HANDLES, 1.2 GPM (4.5 L/MIN)










GROHE SPA

STANDARD SPECIFICATION:

- GROHE LongLife finish
- GROHE AquaCalibrator
- 11 7/16" Faucet height
- 6 3/16" Spout reach
- 7 1/2" Aerator height
- Solid brass body
- Nylon braided flex hoses
- Less handles - order (14 215), (14 216), (48 458), (48 459) or (48 646) (sold separately)
- CALGreen/CEC compliant
- 1.2gpm (WaterSense)
- ADA compliant when installed with lever handles only



AVAILABLE FINISHES:

- 20659000  Chrome
- 206592430  Matte Black
- 20659A00  Hard Graphite
- 20659AL0  Brushed Hard Graphite
- 20659DL0  Brushed Warm Sunset
- 20659EN0  Brushed Nickel InfinityFinish
- 20659GN0  Brushed Cool Sunrise

CERTIFICATIONS:



- ADA
- WaterSense
- CEC Certified
- Low Lead Certified
- CALGreen Compliant
- Massachusetts Plumbing Board Approved
- Energy Policy Act of 1992
- NSF 61
- NSF 372
- CSA B125.1
- ASME A112.18.1
- Complies with lead plumbing laws

PRODUCT FEATURES:

NOTE: Install this product according to the installation guide. ADA, CSA compliant when installed to the specific requirements of these regulations.

We reserve the right to make revisions without notice to product specifications. 05-21-2026

US Tel: 1.630.582.7711 Fax: 1.630.582.7722 For the most current Specification Sheet, go to www.grohe.us .	Canada Tel: 1.888.644.7643 Fax: 1.905.366.2071 For the most current Specification Sheet, go to www.grohe.ca .
---	---

PART OF **LIXIL**

20659



GROHE SPA

ATRIO NEW

8-INCH WIDESPREAD 2-HANDLE
M-SIZE BATHROOM FAUCET
WITHOUT HANDLES, 1.2 GPM (4.5
L/MIN)

TECHNICAL DATA:

Product Height	291 mm
Product Length	203 mm
Product Width	500 mm
Fitting Spout Height	190 mm
Fitting Spout Reach	166 mm
Fitting Handle Height	60 mm
GPM (Min)-GPM (Max)	1.2 GPM
Fitting No of Holes Required	3

