

# 20663

## ATRIO NEW

### 2-HANDLE WALL MOUNT FAUCET WITHOUT HANDLES, 1.2 GPM (4.5 L/MIN)










#### STANDARD SPECIFICATION:

- GROHE LongLife finish
- GROHE EcoJoy
- 7 1/16" Spout reach
- Solide brass body
- Nylon braided flex hoses
- Less handles - order (14 215), (14 216), (48 458), (48 459) or (48 646) (sold separately)
- CALGreen/CEC compliant
- 1.2gpm (WaterSense)
- Requires Vessel Rough-In Valve (33 885)
- Vessel sink pop-up drain (48 657) (sold separately)



#### AVAILABLE FINISHES:

- |           |   |                               |
|-----------|---|-------------------------------|
| 20663000  |  | GROHE StarLight Chrome        |
| 206632430 |  | Matte Black                   |
| 20663A00  |  | Hard Graphite                 |
| 20663AL0  |  | Brushed Hard Graphite         |
| 20663DL0  |  | Brushed Warm Sunset           |
| 20663EN0  |  | Brushed Nickel InfinityFinish |
| 20663GN0  |  | Brushed Cool Sunrise          |

#### CERTIFICATIONS:



- WaterSense
- CEC Certified
- Low Lead Certified
- CALGreen Compliant
- Massachusetts Plumbing Board Approved
- Energy Policy Act of 1992
- NSF 61
- NSF 372
- CSA B125.1
- ASME A112.18.1
- Complies with lead plumbing laws

#### PRODUCT FEATURES:

NOTE: Install this product according to the installation guide. ADA, CSA compliant when installed to the specific requirements of these regulations.

We reserve the right to make revisions without notice to product specifications. 10-21-2025

**US**  
Tel: 1.630.582.7711 Fax: 1.630.582.7722  
For the most current Specification Sheet,  
go to [www.grohe.us](http://www.grohe.us).

**Canada**  
Tel: 1.888.644.7643 Fax: 1.905.366.2071  
For the most current Specification Sheet,  
go to [www.grohe.ca](http://www.grohe.ca).

PART OF **LIXIL**

# ATRIO NEW



GROHE SPA

2-HANDLE WALL MOUNT FAUCET  
WITHOUT HANDLES, 1.2 GPM (4.5  
L/MIN)

### TECHNICAL DATA:

### Product Height

**Fitting Spout Reach** 180 mm

Fitting Handle Height 25 mm

GPM (Min)-GPM (Max)	1.2 GPM
---------------------	---------

Fitting No of Holes Required 3

