

26867

EUPHORIA CUBE+

EUPHORIA CUBE+ STICK HAND SHOWER - 1 SPRAY, 1.75 GPM (6.6 L/MIN)








GROHE SPA

STANDARD SPECIFICATION:


- GROHE LongLife finish
- GROHE DreamSpray
- GROHE AquaCalibrator
- Speed Clean anti-lime system
- 1 Spray: Non-adjustable normal spray
- Metal hand shower
- Max. flow rate: 1.75gpm (6.6L/min)



AVAILABLE FINISHES:

- 26867000  Chrome
- 268672430  Matte Black
- 26867A00  Hard Graphite
- 26867AL0  Brushed Hard Graphite
- 26867DLO  Brushed Warm Sunset
- 26867EN0  Brushed Nickel InfinityFinish
- 26867GN0  Brushed Cool Sunrise

CERTIFICATIONS:



- WaterSense
- CEC Certified
- CALGreen Compliant
- Massachusetts Plumbing Board Approved
- Energy Policy Act of 1992
- CSA B125.1
- ASME A112.18.1

PRODUCT FEATURES:

-  GROHE DreamSpray

NOTE: Install this product according to the installation guide. ADA, CSA compliant when installed to the specific requirements of these regulations.

We reserve the right to make revisions without notice to product specifications. 05-19-2026

US
Tel: 1.630.582.7711 Fax: 1.630.582.7722
For the most current Specification Sheet,
go to www.grohe.us.

Canada
Tel: 1.888.644.7643 Fax: 1.905.366.2071
For the most current Specification Sheet,
go to www.grohe.ca.

PART OF **LIXIL**

26867

EUPHORIA CUBE+

EUPHORIA CUBE+ STICK HAND
SHOWER - 1 SPRAY, 1.75 GPM (6.6
L/MIN)



GROHE SPA

TECHNICAL DATA:

Product Height	216 mm
Product Length	24 mm
Product Width	24 mm
GPM (Min)-GPM (Max)	1.75 GPM

