

105339

ATRIO PRIVATE COLLECTION

8-INCH WIDESPREAD 2-HANDLE
M-SIZE BATHROOM FAUCET WITH
KNOB HANDLES, 1.2 GPM (4.5 L/
MIN)










GROHE SPA

STANDARD SPECIFICATION:

- GROHE LongLife finish
- GROHE EcoJoy
- 11 7/16" Faucet height
- 6 9/16" Spout reach
- 3 1/16" Aerator height
- Solide brass body
- Nylon braided flex hoses
- Knobs with metal inlay, can be combined with (48 460) or (48 461)
- CALGreen/CEC compliant
- 1.2gpm (WaterSense)



AVAILABLE FINISHES:

- 1053390000  GROHE StarLight Chrome
- 1053392430  Matte Black
- 105339A000  Hard Graphite
- 105339AL00  Brushed Hard Graphite
- 105339DL00  Brushed Warm Sunset
- 105339EN00  Brushed Nickel InfinityFinish
- 105339GN00  Brushed Cool Sunrise

CERTIFICATIONS:



- WaterSense
- CEC Certified
- CALGreen Compliant
- Massachusetts Plumbing Board Approved
- Energy Policy Act of 1992
- NSF 61
- NSF 372
- CSA B125.1
- ASME A112.18.1
- Complies with lead plumbing laws

PRODUCT FEATURES:

NOTE: Install this product according to the installation guide. ADA, CSA compliant when installed to the specific requirements of these regulations.

We reserve the right to make revisions without notice to product specifications. 10-27-2025

US
Tel: 1.630.582.7711 Fax: 1.630.582.7722
For the most current Specification Sheet,
go to www.grohe.us.

Canada
Tel: 1.888.644.7643 Fax: 1.905.366.2071
For the most current Specification Sheet,
go to www.grohe.ca.

PART OF LIXIL

105339



ATRIO PRIVATE COLLECTION

GROHE SPA

8-INCH WIDESPREAD 2-HANDLE
M-SIZE BATHROOM FAUCET WITH
KNOB HANDLES, 1.2 GPM (4.5 L/
MIN)

TECHNICAL DATA:

Product Height	11-7/16 in
Fitting Spout Height	11-7/16 in
Fitting Spout Reach	6-9/16 in
GPM (Min)-GPM (Max)	1.2 GPM
Fitting No of Holes Required	5

