

105338

ATRIO PRIVATE COLLECTION

8-INCH WIDESPREAD 2-HANDLE S-SIZE BATHROOM FAUCET, 1.2 GPM (4.5 L/MIN)










GROHE SPA

STANDARD SPECIFICATION:

- GROHE LongLife finish
- GROHE EcoJoy
- 6 3/16" Faucet height
- 6 13/16" Spout reach
- 7 1/2" Aerator height
- Solide brass body
- Nylon braided flex hoses
- Knobs with metal inlay, can be combined with (48 460) or (48 461)
- CALGreen/CEC compliant
- 1.2gpm (WaterSense)



AVAILABLE FINISHES:

- 1053380000  GROHE StarLight Chrome
- 1053382430  Matte Black
- 105338A000  Hard Graphite
- 105338AL00  Brushed Hard Graphite
- 105338DL00  Brushed Warm Sunset
- 105338EN00  Brushed Nickel InfinityFinish
- 105338GN00  Brushed Cool Sunrise

CERTIFICATIONS:



- WaterSense
- CEC Certified
- Low Lead Certified
- CALGreen Compliant
- Massachusetts Plumbing Board Approved
- Energy Policy Act of 1992
- NSF 61
- NSF 372
- CSA B125.1
- ASME A112.18.1
- Complies with lead plumbing laws

PRODUCT FEATURES:

NOTE: Install this product according to the installation guide. ADA, CSA compliant when installed to the specific requirements of these regulations.

We reserve the right to make revisions without notice to product specifications. 10-31-2025

US
Tel: 1.630.582.7711 Fax: 1.630.582.7722
For the most current Specification Sheet,
go to www.grohe.us.

Canada
Tel: 1.888.644.7643 Fax: 1.905.366.2071
For the most current Specification Sheet,
go to www.grohe.ca.

PART OF **LIXIL**

105338

ATRIO PRIVATE COLLECTION



GROHE SPA

8-INCH WIDESPREAD 2-HANDLE
S-SIZE BATHROOM FAUCET, 1.2
GPM (4.5 L/MIN)

TECHNICAL DATA:

Product Height

GPM (Min)-GPM (Max) 1.2 GPM

Fitting No of Holes Required 3

