

105095

RAINSHOWER AQUA

RAINSHOWER AQUA TILES MIST TRIM PLATE










GROHE SPA

STANDARD SPECIFICATION:

- GROHE LongLife finish
- 4 3/16" x 13" Spray Face
- Mist Spray Pattern
- Metal showerhead
- Requires rough-in valve: 1050909990 (sold separately)
- Requires Mist nozzle in corresponding finish (104989)
- Concealed, flush to ceiling installation (no visible screws)
- Max flow rate: 1.75gpm (6.6L/min)



AVAILABLE FINISHES:

- 1050950000  GROHE StarLight Chrome
- 1050952430  Matte Black
- 105095A000  Hard Graphite
- 105095AL00  Brushed Hard Graphite
- 105095DL00  Brushed Warm Sunset
- 105095EN00  Brushed Nickel InfinityFinish
- 105095GN00  Brushed Cool Sunrise

CERTIFICATIONS:

- CSA B125.1
- ASME A112.18.1

PRODUCT FEATURES:

NOTE: Install this product according to the installation guide. ADA, CSA compliant when installed to the specific requirements of these regulations.

We reserve the right to make revisions without notice to product specifications. 11-03-2025

US
Tel: 1.630.582.7711 Fax: 1.630.582.7722
For the most current Specification Sheet,
go to www.grohe.us.

Canada
Tel: 1.888.644.7643 Fax: 1.905.366.2071
For the most current Specification Sheet,
go to www.grohe.ca.

PART OF LIXIL

105095

RAINSHOWER AQUA

RAINSHOWER AQUA TILES MIST
TRIM PLATE



GROHE SPA

TECHNICAL DATA:

